Deye

Clean Power For You

Ningbo Deye Inverter Technology Co., Ltd.

Add: No. 26 South YongJiang Road, Daqi, Beilun, NingBo, Zhejiang, China.

Tel: 0086-0574-86228841 | Fax: 0086-0574-86228852

E-mail: market@deye.com.cn | Web: www.deyeinverter.com

Note: The technical data above mentioned may be updated or revised due to product development. The data in this brochure is subject to change without notice. The latest datasheet and catalogue can be acquired via market@deye.com.cn

Ver: 3.2 2022



World-leading Energy Storage System Provider

Stock Code: 605117.SH

Choose Deye — Choose a Green and Healthy Life

Deye

2022



Company Profile

1 **Ningbo Deye Inverter Technology Co., Ltd,** founded in 2007 with registered capital 46 million USD, is one of the China's high-tech enterprises and a subsidiary of Deye Group. With a plant area over 15,000㎡ and complete production and testing equipment, Deye has become a major player in the global solar inverter market.

2 **Ningbo Deye Inverter Technology Co., Ltd** is dedicated to providing complete photovoltaic power system solutions, including residential and commercial power plants solutions. Also, Deye offers solar energy storage system solutions. Among them, PV grid-connected inverter power range from 1.5-110kW, Hybrid inverter 3kW-50kW, and microinverter 300W-2000W.

3 As a technology-oriented company, Deye has always been committing to research and develop new cutting-edge technologies to provide efficiency and reliable products. For example, Deye adopts T-type three-level topology and enhanced SVPWM algorithm to further improve the conversion efficiency by 0.7% compared with common SPWM. With frequency droop control technology, Deye string inverter is able to work with diesel generator, which greatly expands the scope of the product application.

Read more

Milestones

2021

Deye Group was successfully listed on SSE of China in 2021, Stock Code 605117.SH.

30,000 pcs +

By the end of 2019, with total shipments 30,000+, Deye hybrid inverter has become Top 3 in South Africa, Pakistan and Top 1 Chinese brand in USA.

2017

Deye has launched first generation hybrid inverter and attracted a lot of attention with many unique features such as V/f droop control technology and battery DC / DC topology etc...

2007

Founded in 2007 with registered capital of 46 million USD.



Core Technology

Deye hybrid inverter 3-50kW with 208/230/240/400Vac

4	Automatic switching time 4ms
6	6 time periods for battery charging/discharging
16	V/f droop control, Max. 16pcs in parallel
24	Supports using diesel generator to charge battery directly, ensuring system energy supply 7* 24H
95.5	Max. conversion efficiency of 97.6%; Max. battery charge efficiency of 95.5%
240	Max. charging/discharging current of 240A



Core Features

Deye grid-connected inverter 1-110kW



- Max. 8 MPP trackers, Max. efficiency up to 98.9%
- High DC/AC ratio 1.5 times for more yields
- Wide output voltage range 277-520Vac
- Zero export application, response speed within 0.5S
- T-type three-level topology and enhanced SVPWM
- Type II DC / AC SPD, frequency droop control technology
- Max. DC input current of 16A/string, adpat to 600W solar panel
- String intelligent monitoring (optional), Ani-PID function (Optional)

Main Highlights

Deye microinverter 300-2000W

- Support reactive power compensation, comply with UL code.
- Module level monitoring, Max. 4 MPPTs design
- Max. DC input current 13A, adapt to 600W PV module
- Rapid shutdown function, safe and reliable
- PLC, Zigbee or WIFI communication
- IP67 protection degree, 10 years warranty

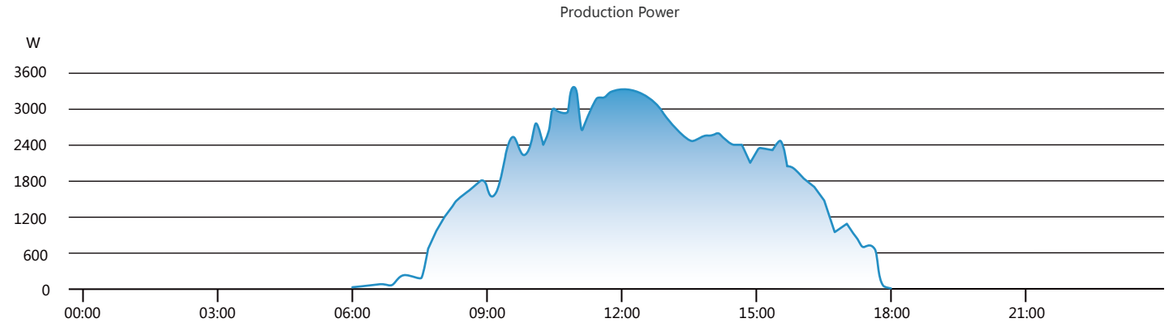

Physical Layout

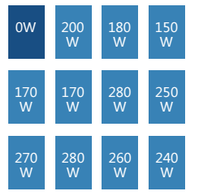









Complete
Manufacturing System









World-Class
Components Suppliers

Deye chooses world-class suppliers to ensure the high quality of its products.

MOSFET, IGBT

Infineon
ON Semiconductor
ALPHA & OMEGA SEMICONDUCTOR

IC

Texas Instruments
TOSHIBA
VAC VACUUMSCHMELZE

Capacitor, Inductor

NIPPON CHEMI-CON
TDK

Diode

FAIRCHILD SEMICONDUCTOR

Relay

Panasonic
HONGFA

FAN

NMB

Deye Inverter Portfolio



Single Phase
String Inverter

Three Phase
String Inverter



Three Phase
String Inverter (LV)



Single Phase
Hybrid Inverter



Three Phase
Hybrid Inverter



Microinverter



Accessory &
monitoring

Single Phase String Inverter

SUN- 1 / 1.5 / 2 / 2.5 / 3 K-G04





1 MPP tracker, Max. efficiency up to 97.5%

Zero export application, VSG application

String intelligent monitoring (optional)

Wide output voltage range

Anti-PID function (Optional)

Low start-up voltage of 80V

Technical Data

Model	SUN-1K-G04	SUN-1.5K-G04	SUN-2K-G04	SUN-2.5K-G04	SUN-3K-G04
Input Side					
Max. DC Input Power (kW)	1.3	2	2.6	3.3	3.9
Max. DC Input Voltage (V)	550				
Start-up DC Input Voltage (V)	80				
MPPT Operating Range (V)	70~500				
Max. DC Input Current (A)	13				
Max. Short Circuit Current (A)	19.5				
No.of MPP Trackers	1				
No.of Strings per MPP Tracker	1				
Output Side					
Rated Output Power (kW)	1	1.5	2	2.5	3
Max. Active Power (kW)	1.1	1.65	2.2	2.75	3.3
Nominal Output Voltage / Range (V)	L/N/PE 220/230V (Optional)				
Rated Grid Frequency (Hz)	50 / 60 (Optional)				
Operating Phase	Single phase				
Rated AC Grid Output Current (A)	4.5/4.3	6.8/6.5	9.1/8.7	11.4/10.9	13.6/13
Max. AC Output Current (A)	5/4.8	7.5/7.2	10/9.6	12.5/12	15/14.3
Output Power Factor	0.8 leading to 0.8 lagging				
Grid Current THD	<3%				
DC Injection Current (mA)	<0.5%				
Grid Frequency Range	47~52 or 57~62 (Optional)				
Efficiency					
Max. Efficiency	97.3%	97.3%	97.3%	97.3%	97.5%
Euro Efficiency	97.1%	97.1%	97.1%	97.1%	97.3%
MPPT Efficiency	>99%				
Protection					
DC Reverse-Polarity Protection	Yes				
AC Short Circuit Protection	Yes				
AC Output Overcurrent Protection	Yes				
Output Overvoltage Protection	Yes				
Insulation Resistance Protection	Yes				
Ground Fault Monitoring	Yes				
Anti-islanding Protection	Yes				
Temperature Protection	Yes				
Integrated DC Switch	Yes				
Remote software upload	Yes				
Remote change of operating parameters	Yes				
Surge protection	DC Type II / AC Type II				
General Data					
Size (mm)	280W×272.5H×184D				
Weight (kg)	4.8				
Topology	Transformerless				
Internal Consumption	<1W (Night)				
Running Temperature	-25~65°C, >45°C derating				
Ingress Protection	IP65				
Noise Emission (Typical)	<35 dB				
Cooling Concept	Natural cooling				
Max. Operating Altitude Without Derating	2000m				
Warranty	5 years				
Grid Connection Standard	CEI 0-21, VDE-AR-N 4105, NRS 097, IEC 62116, IEC 61727, G99, G98, VDE 0126-1-1, RD 1699, C10-11				
Operating Surroundings Humidity	0-100%				
Safety EMC / Standard	IEC/EN 61000-6-1/2/3/4, IEC/EN 62109-1, IEC/EN 62109-2				
Features					
DC Connection	MC-4 mateable				
AC Connection	IP65 rated plug				
Display	LCD1602				
Interface	RS485/RS232/Wifi/LAN				

Single Phase String Inverter

SUN- 3.6 / 4 / 4.6 / 5 / 6 K-G04





- 2 MPP trackers, Max. efficiency up to 97.5%
- Zero export application, VSG application
- String intelligent monitoring (optional)
- Wide output voltage range
- Anti-PID function (Optional)
- Low start-up voltage of 80V

Technical Data

Model	SUN-3.6K-G04	SUN-4K-G04	SUN-4.6K-G04	SUN-5K-G04	SUN-6K-G04
Input Side					
Max. DC Input Power (kW)	4.7	5.2	5.98	6.5	7.8
Max. DC Input Voltage (V)	550				
Start-up DC Input Voltage (V)	80				
MPPT Operating Range (V)	70~500				
Max. DC Input Current (A)	13+13				
Max. Short Circuit Current (A)	19.5+19.5				
No.of MPP Trackers	2				
No.of Strings per MPP Tracker	1				
Output Side					
Rated Output Power (kW)	3.6	4	4.6	5	6
Max. Active Power (kW)	3.96	4.4	5.06	5.5	6.6
Nominal Output Voltage / Range (V)	L/N/PE 220/230V (Optional)				
Rated Grid Frequency (Hz)	50 / 60 (Optional)				
Operating Phase	Single phase				
Rated AC Grid Output Current (A)	16.4/15.7	18.2/17.4	20.9/20	22.7/21.7	27.3/26.1
Max. AC Output Current (A)	18/17.2	20/19.1	23/22	25/23.9	30/28.7
Output Power Factor	0.8 leading to 0.8 lagging				
Grid Current THD	<3%				
DC Injection Current (mA)	<0.5%				
Grid Frequency Range	47~52 or 57~62 (Optional)				
Efficiency					
Max. Efficiency	97.3%	97.5%	97.5%	97.5%	97.5%
Euro Efficiency	97.1%	97.3%	97.3%	97.3%	97.3%
MPPT Efficiency	>99%				
Protection					
DC Reverse-Polarity Protection	Yes				
AC Short Circuit Protection	Yes				
AC Output Overcurrent Protection	Yes				
Output Overvoltage Protection	Yes				
Insulation Resistance Protection	Yes				
Ground Fault Monitoring	Yes				
Anti-islanding Protection	Yes				
Temperature Protection	Yes				
Integrated DC Switch	Yes				
Remote software upload	Yes				
Remote change of operating parameters	Yes				
Surge protection	DC Type II / AC Type II				
General Data					
Size (mm)	330W×323H×190D				
Weight (kg)	7.5				
Topology	Transformerless				
Internal Consumption	<1W (Night)				
Running Temperature	-25~65°C, >45°C derating				
Ingress Protection	IP65				
Noise Emission (Typical)	<35 dB				
Cooling Concept	Natural cooling				
Max. Operating Altitude Without Derating	2000m				
Warranty	5 years				
Grid Connection Standard	CEI 0-21, VDE-AR-N 4105, NRS 097, IEC 62116, IEC 61727, G99, G98, VDE 0126-1-1, RD 1699, C10-11				
Operating Surroundings Humidity	0-100%				
Safety EMC / Standard	IEC/EN 61000-6-1/2/3/4, IEC/EN 62109-1, IEC/EN 62109-2				
Features					
DC Connection	MC-4 mateable				
AC Connection	IP65 rated plug				
Display	LCD1602				
Interface	RS485/RS232/Wifi/LAN				

Single Phase String Inverter

SUN- 7 / 7.5 / 8 / 9 / 10 / 10.5 K-G



- 2 MPP trackers, Max. efficiency up to 97.7%
- Zero export application, VSG application
- String intelligent monitoring (optional)
- Wide output voltage range
- Anti-PID function (Optional)
- Low start-up voltage of 80V

Technical Data

Model	SUN-7K-G	SUN-7.5K-G	SUN-8K-G	SUN-9K-G	SUN-10K-G	SUN-10.5K-G
Input Side						
Max. DC Input Power (kW)	9.1	9.8	10.4	11.7	13	13.7
Max. DC Input Voltage (V)	550					
Start-up DC Input Voltage (V)	80					
MPPT Operating Range (V)	70~500					
Max. DC Input Current (A)	13+26			26+26		
Max. Short Circuit Current (A)	19.5+39			39+39		
No.of MPP Trackers	2					
No.of Strings per MPP Tracker	1+2			2		
Output Side						
Rated Output Power (kW)	7	7.5	8	9	10	10.5
Max. Active Power (kW)	7.7	8.25	8.8	9.9	11	11.55
Nominal Output Voltage / Range (V)	L/N/PE 220/230V (Optional)					
Rated Grid Frequency (Hz)	50 / 60 (Optional)					
Operating Phase	Single phase					
Rated AC Grid Output Current (A)	31.8/30.4	34.1/32.6	36.4/34.8	40.9/39.1	45.5/43.5	47.7/45.7
Max. AC Output Current (A)	35/33.5	37.5/35.9	40/38.3	45/43	50/47.8	52.5/50.2
Output Power Factor	0.8 leading to 0.8 lagging					
Grid Current THD	<3%					
DC Injection Current (mA)	<0.5%					
Grid Frequency Range	47~52 or 57~62 (Optional)					
Efficiency						
Max. Efficiency	97.7%					
Euro Efficiency	97.5%					
MPPT Efficiency	>99%					
Protection						
DC Reverse-Polarity Protection	Yes					
AC Short Circuit Protection	Yes					
AC Output Overcurrent Protection	Yes					
Output Overvoltage Protection	Yes					
Insulation Resistance Protection	Yes					
Ground Fault Monitoring	Yes					
Anti-islanding Protection	Yes					
Temperature Protection	Yes					
Integrated DC Switch	Yes					
Remote software upload	Yes					
Remote change of operating parameters	Yes					
Surge protection	DC Type II / AC Type II					
General Data						
Size (mm)	330W×410H×198.5D					
Weight (kg)	15.7					
Topology	Transformerless					
Internal Consumption	<1W (Night)					
Running Temperature	-25~65°C, >45°C derating					
Ingress Protection	IP65					
Noise Emission (Typical)	<35 dB					
Cooling Concept	Natural cooling					
Max. Operating Altitude Without Derating	2000m					
Warranty	5 years					
Grid Connection Standard	CEI 0-21, VDE-AR-N 4105, NRS 097, IEC 62116, IEC 61727, G99, G98, VDE 0126-1-1, RD 1699, C10-11					
Operating Surroundings Humidity	0-100%					
Safety EMC / Standard	IEC/EN 61000-6-1/2/3/4, IEC/EN 62109-1, IEC/EN 62109-2					
Features						
DC Connection	MC-4 mateable					
AC Connection	IP65 rated plug					
Display	LCD1602					
Interface	RS485/RS232/Wifi/LAN					

Three Phase String Inverter

SUN- 4 / 5 / 6 / 7 / 8 /10 /12 K-G05





2 MPP trackers, Max. efficiency up to 98.3%

Zero export application, VSG application

String intelligent monitoring (optional)

Wide output voltage range

Anti-PID function (Optional)

Technical Data

Model	SUN-4K-G05	SUN-5K-G05	SUN-6K-G05	SUN-7K-G05	SUN-8K-G05	SUN-10K-G05	SUN-12K-G05
Input Side							
Max. DC Input Power (kW)	5.2	6.5	7.8	9.1	10.4	13	15.6
Max. DC Input Voltage (V)	1000						
Start-up DC Input Voltage (V)	140						250
MPPT Operating Range (V)	120~850						200~850
Max. DC Input Current (A)	13+13						
Max. Short Circuit Current (A)	19.5+19.5						
No.of MPP Trackers	2						
No.of Strings per MPP Tracker	1						
Output Side							
Rated Output Power (kW)	4	5	6	7	8	10	12
Max. Active Power (kW)	4.4	5.5	6.6	7.7	8.8	11	13.2
Nominal Output Voltage / Range (V)	3L/N/PE 220/380V, 230/400V						
Rated Grid Frequency (Hz)	50 / 60 (Optional)						
Operating Phase	Three phase						
Rated AC Grid Output Current (A)	6.1/5.8	7.6/7.2	9.1/8.7	10.6/10.1	12.1/11.6	15.2/14.5	18.2/17.4
Max. AC Output Current (A)	6.7/6.4	8.3/8	10/9.6	11.7/11.1	13.3/12.8	16.7/15.9	20/19.1
Output Power Factor	0.8 leading to 0.8 lagging						
Grid Current THD	<3%						
DC Injection Current (mA)	<0.5%						
Grid Frequency Range	47~52 or 57~62 (Optional)						
Efficiency							
Max. Efficiency	98.3%						
Euro Efficiency	97.5%						
MPPT Efficiency	>99%						
Protection							
DC Reverse-Polarity Protection	Yes						
AC Short Circuit Protection	Yes						
AC Output Overcurrent Protection	Yes						
Output Overvoltage Protection	Yes						
Insulation Resistance Protection	Yes						
Ground Fault Monitoring	Yes						
Anti-islanding Protection	Yes						
Temperature Protection	Yes						
Integrated DC Switch	Yes						
Remote software upload	Yes						
Remote change of operating parameters	Yes						
Surge protection	DC Type II / AC Type II						
General Data							
Size (mm)	330W×457H×185D						330×457×205
Weight (kg)	10						11
Topology	Transformerless						
Internal Consumption	<1W (Night)						
Running Temperature	-25~65°C, >45°C derating						
Ingress Protection	IP65						
Noise Emission (Typical)	<30 dB						
Cooling Concept	Natural cooling						
Max. Operating Altitude Without Derating	2000m						
Warranty	5 years						
Grid Connection Standard	CEI 0-21, VDE-AR-N 4105, NRS 097, IEC 62116, IEC 61727, G99, G98, VDE 0126-1-1, RD 1699, C10-11						
Operating Surroundings Humidity	0-100%						
Safety EMC / Standard	IEC/EN 61000-6-1/2/3/4, IEC/EN 62109-1, IEC/EN 62109-2						
Features							
DC Connection	MC-4 mateable						
AC Connection	IP65 rated plug						
Display	LCD1602						
Interface	RS485/RS232/Wifi/LAN						

Three Phase String Inverter

SUN- 4 / 5 / 6 / 7 / 8 /10 /12 K-G05-P





- 2 MPP trackers, Max. efficiency up to 98.3%
- Zero export application, VSG application
- String intelligent monitoring (optional)
- Wide output voltage range
- Anti-PID function (Optional)

Technical Data

Model	SUN-4K-G05-P	SUN-5K-G05-P	SUN-6K-G05-P	SUN-7K-G05-P	SUN-8K-G05-P	SUN-10K-G05-P	SUN-12K-G05-P
Input Side							
Max. DC Input Power (kW)	5.2	6.5	7.8	9.1	10.4	13	15.6
Max. DC Input Voltage (V)	1000						
Start-up DC Input Voltage (V)	140						250
MPPT Operating Range (V)	120~850						200~850
Max. DC Input Current (A)	20+20						
Max. Short Circuit Current (A)	30+30						
No.of MPP Trackers	2						
No.of Strings per MPP Tracker	1						
Output Side							
Rated Output Power (kW)	4	5	6	7	8	10	12
Max. Active Power (kW)	4.4	5.5	6.6	7.7	8.8	11	13.2
Nominal Output Voltage / Range (V)	3L/N/PE 220/380V, 230/400V						
Rated Grid Frequency (Hz)	50 / 60 (Optional)						
Operating Phase	Three phase						
Rated AC Grid Output Current (A)	6.1/5.8	7.6/7.2	9.1/8.7	10.6/10.1	12.1/11.6	15.2/14.5	18.2/17.4
Max. AC Output Current (A)	6.7/6.4	8.3/8	10/9.6	11.7/11.1	13.3/12.8	16.7/15.9	20/19.1
Output Power Factor	0.8 leading to 0.8 lagging						
Grid Current THD	<3%						
DC Injection Current (mA)	<0.5%						
Grid Frequency Range	47~52 or 57~62 (Optional)						
Efficiency							
Max. Efficiency	98.3%						
Euro Efficiency	97.5%						
MPPT Efficiency	>99%						
Protection							
DC Reverse-Polarity Protection	Yes						
AC Short Circuit Protection	Yes						
AC Output Overcurrent Protection	Yes						
Output Overvoltage Protection	Yes						
Insulation Resistance Protection	Yes						
Ground Fault Monitoring	Yes						
Anti-islanding Protection	Yes						
Temperature Protection	Yes						
Integrated DC Switch	Yes						
Remote software upload	Yes						
Remote change of operating parameters	Yes						
Surge protection	DC Type II / AC Type II						
General Data							
Size (mm)	330W×457H×185D						330×457×205
Weight (kg)	10						11
Topology	Transformerless						
Internal Consumption	<1W (Night)						
Running Temperature	-25~65℃, >45℃ derating						
Ingress Protection	IP65						
Noise Emission (Typical)	<30 dB						
Cooling Concept	Natural cooling						
Max. Operating Altitude Without Derating	2000m						
Warranty	5 years						
Grid Connection Standard	CEI 0-21, VDE-AR-N 4105, NRS 097, IEC 62116, IEC 61727, G99, G98, VDE 0126-1-1, RD 1699, C10-11						
Operating Surroundings Humidity	0-100%						
Safety EMC / Standard	IEC/EN 61000-6-1/2/3/4, IEC/EN 62109-1, IEC/EN 62109-2						
Features							
DC Connection	MC-4 mateable						
AC Connection	IP65 rated plug						
Display	LCD1602						
Interface	RS485/RS232/Wifi/LAN						

Three Phase String Inverter

SUN- 15 / 17 K-G05





2 MPP trackers, Max. efficiency up to 98.5%

Zero export application, VSG application

String intelligent monitoring (optional)

Wide output voltage range

Anti-PID function (Optional)

Technical Data

Model	SUN-15K-G05	SUN-17K-G05
Input Side		
Max. DC Input Power (kW)	19.5	22.1
Max. DC Input Voltage (V)	1000	
Start-up DC Input Voltage (V)	250	
MPPT Operating Range (V)	200~850	
Max. DC Input Current (A)	13+26	
Max. Short Circuit Current (A)	19.5+39	
No.of MPP Trackers	2	
No.of Strings per MPP Tracker	1+2	
Output Side		
Rated Output Power (kW)	15	17
Max. Active Power (kW)	16.5	18.7
Nominal Output Voltage / Range (V)	3L/N/PE 220/380V, 230/400V	
Rated Grid Frequency (Hz)	50 / 60 (Optional)	
Operating Phase	Three phase	
Rated AC Grid Output Current (A)	22.7/21.7	25.8/24.6
Max. AC Output Current (A)	25/23.9	28.3/27.1
Output Power Factor	0.8 leading to 0.8 lagging	
Grid Current THD	<3%	
DC Injection Current (mA)	<0.5%	
Grid Frequency Range	47~52 or 57~62 (Optional)	
Efficiency		
Max. Efficiency	98.5%	
Euro Efficiency	97.5%	
MPPT Efficiency	>99%	
Protection		
DC Reverse-Polarity Protection	Yes	
AC Short Circuit Protection	Yes	
AC Output Overcurrent Protection	Yes	
Output Overvoltage Protection	Yes	
Insulation Resistance Protection	Yes	
Ground Fault Monitoring	Yes	
Anti-islanding Protection	Yes	
Temperature Protection	Yes	
Integrated DC Switch	Yes	
Remote software upload	Yes	
Remote change of operating parameters	Yes	
Surge protection	DC Type II / AC Type II	
General Data		
Size (mm)	333W×472H×202D	
Weight (kg)	15	
Topology	Transformerless	
Internal Consumption	<1W (Night)	
Running Temperature	-25~65°C, >45°C derating	
Ingress Protection	IP65	
Noise Emission (Typical)	<40 dB	
Cooling Concept	Smart cooling	
Max. Operating Altitude Without Derating	2000m	
Warranty	5 years	
Grid Connection Standard	CEI 0-21, VDE-AR-N 4105, NRS 097, IEC 62116, IEC 61727, G99, G98, VDE 0126-1-1, RD 1699, C10-11	
Operating Surroundings Humidity	0-100%	
Safety EMC / Standard	IEC/EN 61000-6-1/2/3/4, IEC/EN 62109-1, IEC/EN 62109-2	
Features		
DC Connection	MC-4 mateable	
AC Connection	IP65 rated plug	
Display	LCD1602	
Interface	RS485/RS232/Wifi/LAN	

Three Phase String Inverter

SUN- 18 / 20 / 25 K-G04/G05





- 2 MPP trackers, Max. efficiency up to 98.6%
- Zero export application, VSG application
- String intelligent monitoring (optional)
- Wide output voltage range
- Anti-PID function (Optional)

Technical Data

Model	SUN-18K-G04	SUN-20K-G04	SUN-25K-G04	SUN-18K-G05	SUN-20K-G05	SUN-25K-G05
Input Side						
Max. DC Input Power (kW)	23.4	26	32.5	23.4	26	32.5
Max. DC Input Voltage (V)	1000					
Start-up DC Input Voltage (V)	250					
MPPT Operating Range (V)	200~850					
Max. DC Input Current (A)	32+32			26+26		
Max. Short Circuit Current (A)	48+48			39+39		
No.of MPP Trackers	2					
No.of Strings per MPP Tracker	3			2		
Output Side						
Rated Output Power (kW)	18	20	25	18	20	25
Max. Active Power (kW)	19.8	22	27.5	19.8	22	27.5
Nominal Output Voltage / Range (V)	3L/N/PE 220/380V, 230/400V					
Rated Grid Frequency (Hz)	50 / 60 (Optional)					
Operating Phase	Three phase					
Rated AC Grid Output Current (A)	27.3/26.1	30.3/29	37.9/36.2	27.3/26.1	30.3/29	37.9/36.2
Max. AC Output Current (A)	30/28.7	33.3/31.9	41.7/39.8	30/28.7	33.3/31.9	41.7/39.8
Output Power Factor	0.8 leading to 0.8 lagging					
Grid Current THD	<3%					
DC Injection Current (mA)	<0.5%					
Grid Frequency Range	47~52 or 57~62 (Optional)					
Efficiency						
Max. Efficiency	98.6%					
Euro Efficiency	97.8%					
MPPT Efficiency	>99%					
Protection						
DC Reverse-Polarity Protection	Yes					
AC Short Circuit Protection	Yes					
AC Output Overcurrent Protection	Yes					
Output Overvoltage Protection	Yes					
Insulation Resistance Protection	Yes					
Ground Fault Monitoring	Yes					
Anti-islanding Protection	Yes					
Temperature Protection	Yes					
Integrated DC Switch	Yes					
Remote software upload	Yes					
Remote change of operating parameters	Yes					
Surge protection	DC Type II / AC Type II					
General Data						
Size (mm)	330W×508H×206D			362W×527H×220D		
Weight (kg)	20.8			20		
Topology	Transformerless					
Internal Consumption	<1W (Night)					
Running Temperature	-25~65°C, >45°C derating					
Ingress Protection	IP65					
Noise Emission (Typical)	<40 dB					
Cooling Concept	Smart cooling					
Max. Operating Altitude Without Derating	2000m					
Warranty	5 years					
Grid Connection Standard	CEI 0-21, VDE-AR-N 4105, NRS 097, IEC 62116, IEC 61727, G99, G98, VDE 0126-1-1, RD 1699, C10-11					
Operating Surroundings Humidity	0-100%					
Safety EMC / Standard	IEC/EN 61000-6-1/2/3/4, IEC/EN 62109-1, IEC/EN 62109-2					
Features						
DC Connection	MC-4 mateable					
AC Connection	IP65 rated plug					
Display	LCD1602					
Interface	RS485/RS232/Wifi/LAN					

Three Phase String Inverter

SUN- 30 / 33 / 35 / 36 K-G04





- 2 MPP trackers, Max. efficiency up to 98.6%
- Zero export application, VSG application
- String intelligent monitoring (optional)
- Wide output voltage range
- Anti-PID function (Optional)

Technical Data

Model	SUN-30K-G04	SUN-33K-G04	SUN-35K-G04	SUN-36K-G04
Input Side				
Max. DC Input Power (kW)	39	42.9	45.5	46.8
Max. DC Input Voltage (V)	1000			
Start-up DC Input Voltage (V)	250			
MPPT Operating Range (V)	200~850			
Max. DC Input Current (A)	40+40			
Max. Short Circuit Current (A)	60+60			
No.of MPP Trackers	2			
No.of Strings per MPP Tracker	3			
Output Side				
Rated Output Power (kW)	30	33	35	36
Max. Active Power (kW)	33	36.3	38.5	39.6
Nominal Output Voltage / Range (V)	3L/N/PE 220/380V, 230/400V			
Rated Grid Frequency (Hz)	50 / 60 (Optional)			
Operating Phase	Three phase			
Rated AC Grid Output Current (A)	45.5/43.5	50/47.8	53/50.7	54.5/52.2
Max. AC Output Current (A)	50/47.9	55/52.6	58.3/55.8	60/57.4
Output Power Factor	0.8 leading to 0.8 lagging			
Grid Current THD	<3%			
DC Injection Current (mA)	<0.5%			
Grid Frequency Range	47~52 or 57~62 (Optional)			
Efficiency				
Max. Efficiency	98.6%			
Euro Efficiency	97.8%			
MPPT Efficiency	>99%			
Protection				
DC Reverse-Polarity Protection	Yes			
AC Short Circuit Protection	Yes			
AC Output Overcurrent Protection	Yes			
Output Overvoltage Protection	Yes			
Insulation Resistance Protection	Yes			
Ground Fault Monitoring	Yes			
Anti-islanding Protection	Yes			
Temperature Protection	Yes			
Integrated DC Switch	Yes			
Remote software upload	Yes			
Remote change of operating parameters	Yes			
Surge protection	DC Type II / AC Type II			
General Data				
Size (mm)	362W×577H×215D			
Weight (kg)	25.5			
Topology	Transformerless			
Internal Consumption	<1W (Night)			
Running Temperature	-25~65°C, >45°C derating			
Ingress Protection	IP65			
Noise Emission (Typical)	<50 dB			
Cooling Concept	Smart cooling			
Max. Operating Altitude Without Derating	2000m			
Warranty	5 years			
Grid Connection Standard	CEI 0-21, VDE-AR-N 4105, NRS 097, IEC 62116, IEC 61727, G99, G98, VDE 0126-1-1, RD 1699, C10-11			
Operating Surroundings Humidity	0-100%			
Safety EMC / Standard	IEC/EN 61000-6-1/2/3/4, IEC/EN 62109-1, IEC/EN 62109-2			
Features				
DC Connection	MC-4 mateable			
AC Connection	IP65 rated plug			
Display	LCD1602			
Interface	RS485/RS232/Wifi/LAN			

Three Phase String Inverter

SUN- 30 / 33 / 35 / 40 / 50 / 60 K-G03





- Max. 4 MPP trackers, Max. efficiency up to 98.7%
- Zero export application, VSG application
- String intelligent monitoring (optional)
- Wide output voltage range
- Anti-PID function (Optional)

Technical Data

Model	SUN-30K-G03	SUN-33K-G03	SUN-35K-G03	SUN-40K-G03	SUN-50K-G03	SUN-60K-G03
Input Side						
Max. DC Input Power (kW)	39	42.9	45.5	52	65	78
Max. DC Input Voltage (V)	1000					
Start-up DC Input Voltage (V)	250					
MPPT Operating Range (V)	200~850					
Max. DC Input Current (A)	40+40	40+40+40			40+40+40+40	
Max. Short Circuit Current (A)	60+60	60+60+60			60+60+60+60	
No.of MPP Trackers	2	3			4	
No.of Strings per MPP Tracker	3					
Output Side						
Rated Output Power (kW)	30	33	35	40	50	60
Max. Active Power (kW)	33	36.3	38.5	44	55	66
Nominal Output Voltage / Range (V)	3L/N/PE 220/380V, 230/400V					
Rated Grid Frequency (Hz)	50 / 60 (Optional)					
Operating Phase	Three phase					
Rated AC Grid Output Current (A)	45.5/43.5	50/47.8	53/50.7	60.6/58	75.8/72.5	90.9/87
Max. AC Output Current (A)	50/47.9	55/52.6	58.3/55.8	66.7/63.8	83.3/79.7	100/95.7
Output Power Factor	0.8 leading to 0.8 lagging					
Grid Current THD	<3%					
DC Injection Current (mA)	<0.5%					
Grid Frequency Range	47~52 or 57~62 (Optional)					
Efficiency						
Max. Efficiency	98.7%					
Euro Efficiency	98%					
MPPT Efficiency	>99%					
Protection						
DC Reverse-Polarity Protection	Yes					
AC Short Circuit Protection	Yes					
AC Output Overcurrent Protection	Yes					
Output Overvoltage Protection	Yes					
Insulation Resistance Protection	Yes					
Ground Fault Monitoring	Yes					
Anti-islanding Protection	Yes					
Temperature Protection	Yes					
Integrated DC Switch	Yes					
Remote software upload	Yes					
Remote change of operating parameters	Yes					
Surge protection	DC Type II / AC Type II					
General Data						
Size (mm)	647.5W×537H×303.5D					
Weight (kg)	44.5					
Topology	Transformerless					
Internal Consumption	<1W (Night)					
Running Temperature	-25~65°C, >45°C derating					
Ingress Protection	IP65					
Noise Emission (Typical)	<50 dB					
Cooling Concept	Smart cooling					
Max. Operating Altitude Without Derating	2000m					
Warranty	5 years					
Grid Connection Standard	CEI 0-21, VDE-AR-N 4105, NRS 097, IEC 62116, IEC 61727, G99, G98, VDE 0126-1-1, RD 1699, C10-11					
Operating Surroundings Humidity	0-100%					
Safety EMC / Standard	IEC/EN 61000-6-1/2/3/4, IEC/EN 62109-1, IEC/EN 62109-2					
Features						
DC Connection	MC-4 mateable					
AC Connection	IP65 rated plug					
Display	LCD 240 × 160					
Interface	RS485/RS232/Wifi/LAN					

Three Phase String Inverter

SUN- 60 / 70 / 75 / 80 K-G





- 4 MPP trackers, Max. efficiency up to 98.7%
- Zero export application, VSG application
- String intelligent monitoring (optional)
- Wide output voltage range
- Anti-PID function (Optional)
- Type II DC/AC SPD

Technical Data

Model	SUN-60K-G	SUN-70K-G	SUN-75K-G	SUN-80K-G
Input Side				
Max. DC Input Power (kW)	78	91	97.5	104
Max. DC Input Voltage (V)	1000			
Start-up DC Input Voltage (V)	250			
MPPT Operating Range (V)	200~850			
Max. DC Input Current (A)	40+40+40+40			
Max. Short Circuit Current (A)	60+60+60+60			
No.of MPP Trackers	4			
No.of Strings per MPP Tracker	3	4		
Output Side				
Rated Output Power (kW)	60	70	75	80
Max. Active Power (kW)	66	77	82.5	88
Nominal Output Voltage / Range (V)	3L/N/PE 220/380V, 230/400V			
Rated Grid Frequency (Hz)	50 / 60 (Optional)			
Operating Phase	Three phase			
Rated AC Grid Output Current (A)	90.9/87	106.1/101.5	113.6/108.7	121.2/115.9
Max. AC Output Current (A)	100/95.7	116.7/111.6	125/119.6	133.3/127.5
Output Power Factor	0.8 leading to 0.8 lagging			
Grid Current THD	<3%			
DC Injection Current (mA)	<0.5%			
Grid Frequency Range	47~52 or 57~62 (Optional)			
Efficiency				
Max. Efficiency	98.7%			
Euro Efficiency	98.3%			
MPPT Efficiency	>99%			
Protection				
DC Reverse-Polarity Protection	Yes			
AC Short Circuit Protection	Yes			
AC Output Overcurrent Protection	Yes			
Output Overvoltage Protection	Yes			
Insulation Resistance Protection	Yes			
Ground Fault Monitoring	Yes			
Anti-islanding Protection	Yes			
Temperature Protection	Yes			
Integrated DC Switch	Yes			
Remote software upload	Yes			
Remote change of operating parameters	Yes			
Surge protection	DC Type II / AC Type II			
General Data				
Size (mm)	700W×575H×297D			
Weight (kg)	60			
Topology	Transformerless			
Internal Consumption	<1W (Night)			
Running Temperature	-25~65°C, >45°C derating			
Ingress Protection	IP65			
Noise Emission (Typical)	<50 dB	<55 dB		
Cooling Concept	Smart cooling			
Max. Operating Altitude Without Derating	2000m			
Warranty	5 years			
Grid Connection Standard	CEI 0-21, VDE-AR-N 4105, NRS 097, IEC 62116, IEC 61727, G99, G98, VDE 0126-1-1, RD 1699, C10-11			
Operating Surroundings Humidity	0-100%			
Safety EMC / Standard	IEC/EN 61000-6-1/2/3/4, IEC/EN 62109-1, IEC/EN 62109-2			
Features				
DC Connection	MC-4 mateable			
AC Connection	IP65 rated plug			
Display	LCD 240 × 160			
Interface	RS485/RS232/Wifi/LAN			

Three Phase String Inverter

SUN- 70 / 75 / 80 / 90 / 100 / 110 K-G03





- Max. 6 MPP trackers, Max. efficiency up to 98.8%
- Zero export application, VSG application
- String intelligent monitoring (optional)
- Wide output voltage range
- Anti-PID function (Optional)
- Type II DC/AC SPD

Technical Data

Model	SUN-70K-G03	SUN-75K-G03	SUN-80K-G03	SUN-90K-G03	SUN-100K-G03	SUN-110K-G03
Input Side						
Max. DC Input Power (kW)	91	97.5	104	135	150	150
Max. DC Input Voltage (V)	1000					
Start-up DC Input Voltage (V)	250					
MPPT Operating Range (V)	200~850					
Max. DC Input Current (A)	40+40+40+40			40+40+40+40+40+40		
Max. Short Circuit Current (A)	60+60+60+60			60+60+60+60+60+60		
No.of MPP Trackers	4			6		
No.of Strings per MPP Tracker	4					
Output Side						
Rated Output Power (kW)	70	75	80	90	100	110
Max. Active Power (kW)	77	82.5	88	99	110	121
Nominal Output Voltage / Range (V)	3L/N/PE 220/380V, 230/400V					
Rated Grid Frequency (Hz)	50 / 60 (Optional)					
Operating Phase	Three phase					
Rated AC Grid Output Current (A)	106.1/101.5	113.6/108.7	121.2/115.9	136.4/130.4	151.5/144.9	166.7/159.4
Max. AC Output Current (A)	116.7/111.6	125/119.6	133.3/127.5	150/143.5	166.7/159.4	183.3/175.4
Output Power Factor	0.8 leading to 0.8 lagging					
Grid Current THD	<3%					
DC Injection Current (mA)	<0.5%					
Grid Frequency Range	47~52 or 57~62 (Optional)					
Efficiency						
Max. Efficiency	98.8%					
Euro Efficiency	98.3%					
MPPT Efficiency	>99%					
Protection						
DC Reverse-Polarity Protection	Yes					
AC Short Circuit Protection	Yes					
AC Output Overcurrent Protection	Yes					
Output Overvoltage Protection	Yes					
Insulation Resistance Protection	Yes					
Ground Fault Monitoring	Yes					
Anti-islanding Protection	Yes					
Temperature Protection	Yes					
Integrated DC Switch	Yes					
Remote software upload	Yes					
Remote change of operating parameters	Yes					
Surge protection	DC Type II / AC Type II					
General Data						
Size (mm)	838W×568H×324D					838W×568H×346D
Weight (kg)	81					
Topology	Transformerless					
Internal Consumption	<1W (Night)					
Running Temperature	-25~65℃, >45℃ derating					
Ingress Protection	IP65					
Noise Emission (Typical)	<55 dB					
Cooling Concept	Smart cooling					
Max. Operating Altitude Without Derating	2000m					
Warranty	5 years					
Grid Connection Standard	CEI 0-21, VDE-AR-N 4105, NRS 097, IEC 62116, IEC 61727, G99, G98, VDE 0126-1-1, RD 1699, C10-11					
Operating Surroundings Humidity	0-100%					
Safety EMC / Standard	IEC/EN 61000-6-1/2/3/4, IEC/EN 62109-1, IEC/EN 62109-2					
Features						
DC Connection	MC-4 mateable					
AC Connection	IP65 rated plug					
Display	LCD 240 × 160					
Interface	RS485/RS232/Wifi/LAN					

Three Phase String Inverter(LV)

SUN- 6 / 8 K-G03-LV





- LV — 127/220Vac and 60Hz, Three phase system
- 2 MPP trackers, Max. efficiency up to 98.5%
- F — Zero export application, VSG application
- String intelligent monitoring (optional)
- Wide output voltage range
- PID — Anti-PID function (Optional)

Technical Data

Model	SUN-6K-G03-LV	SUN-8K-G03-LV
Input Side		
Max. DC Input Power (kW)	7.8	10.4
Max. DC Input Voltage (V)	800	
Start-up DC Input Voltage (V)	250	
MPPT Operating Range (V)	200~700	
Max. DC Input Current (A)	13+13	13+26
Max. Short Circuit Current (A)	19.5+19.5	19.5+39
No.of MPP Trackers	2	
No.of Strings per MPP Tracker	1	1+2
Output Side		
Rated Output Power (kW)	6	8
Max. Active Power (kW)	6.6	8.8
Nominal Output Voltage / Range (V)	3L/N/PE 127/0.85Un-1.1Un， 220 /0.85Un-1.1Un (this may vary with grid standards)	
Rated Grid Frequency (Hz)	60 / 50 (Optional)	
Operating Phase	Three phase	
Rated AC Grid Output Current (A)	15.7	21
Max. AC Output Current (A)	17.3	23.1
Output Power Factor	0.8 leading to 0.8 lagging	
Grid Current THD	<3%	
DC Injection Current (mA)	<0.5%	
Grid Frequency Range	57~62	
Efficiency		
Max. Efficiency	98.3%	98.5%
Euro Efficiency	97.5%	
MPPT Efficiency	>99%	
Protection		
DC Reverse-Polarity Protection	Yes	
AC Short Circuit Protection	Yes	
AC Output Overcurrent Protection	Yes	
Output Overvoltage Protection	Yes	
Insulation Resistance Protection	Yes	
Ground Fault Monitoring	Yes	
Anti-islanding Protection	Yes	
Temperature Protection	Yes	
Integrated DC Switch	Yes	
Remote software upload	Yes	
Remote change of operating parameters	Yes	
Surge protection	DC Type II / AC Type II	
General Data		
Size (mm)	330W×457H×205D	333W×472H×202D
Weight (kg)	11	15
Topology	Transformerless	
Internal Consumption	<1W (Night)	
Running Temperature	-25~65℃, >45℃ derating	
Ingress Protection	IP65	
Noise Emission (Typical)	<30 dB	<40 dB
Cooling Concept	Natural cooling	Smart cooling
Max. Operating Altitude Without Derating	2000m	
Warranty	5 years	
Grid Connection Standard	CEI 0-21, VDE-AR-N 4105, NRS 097, IEC 62116, IEC 61727, G99, G98, VDE 0126-1-1, RD 1699, C10-11	
Operating Surroundings Humidity	0-100%	
Safety EMC / Standard	IEC/EN 61000-6-1/2/3/4, IEC/EN 62109-1, IEC/EN 62109-2	
Features		
DC Connection	MC-4 mateable	
AC Connection	IP65 rated plug	
Display	LCD1602	
Interface	RS485/RS232/Wifi/LAN	

Three Phase String Inverter(LV)

SUN- 10 K-G03-LV SUN- 12 / 15 K-G02-LV





- 127/220Vac and 60Hz, Three phase system
- 2 MPP trackers, Max. efficiency up to 98.6%
- Zero export application, VSG application
- String intelligent monitoring (optional)
- Wide output voltage range
- Anti-PID function (Optional)

Technical Data

Model	SUN-10K-G03-LV	SUN-12K-G02-LV	SUN-15K-G02-LV
Input Side			
Max. DC Input Power (kW)	13	15.6	19.5
Max. DC Input Voltage (V)	800		
Start-up DC Input Voltage (V)	250		
MPPT Operating Range (V)	200~700		
Max. DC Input Current (A)	32+32		
Max. Short Circuit Current (A)	48+48		
No.of MPP Trackers	2		
No.of Strings per MPP Tracker	3		
Output Side			
Rated Output Power (kW)	10	12	15
Max. Active Power (kW)	11	13.2	16.5
Nominal Output Voltage / Range (V)	3L/N/PE 127/0.85Un-1.1Un，220 /0.85Un-1.1Un (this may vary with grid standards)		
Rated Grid Frequency (Hz)	60 / 50 (Optional)		
Operating Phase	Three phase		
Rated AC Grid Output Current (A)	26.2	31.5	39.4
Max. AC Output Current (A)	28.9	34.6	43.3
Output Power Factor	0.8 leading to 0.8 lagging		
Grid Current THD	<3%		
DC Injection Current (mA)	<0.5%		
Grid Frequency Range	57~62		
Efficiency			
Max. Efficiency	98.6%		
Euro Efficiency	98%		
MPPT Efficiency	>99%		
Protection			
DC Reverse-Polarity Protection	Yes		
AC Short Circuit Protection	Yes		
AC Output Overcurrent Protection	Yes		
Output Overvoltage Protection	Yes		
Insulation Resistance Protection	Yes		
Ground Fault Monitoring	Yes		
Anti-islanding Protection	Yes		
Temperature Protection	Yes		
Integrated DC Switch	Yes		
Remote software upload	Yes		
Remote change of operating parameters	Yes		
Surge protection	DC Type II / AC Type II		
General Data			
Size (mm)	330W×508H×206D		
Weight (kg)	20.8		
Topology	Transformerless		
Internal Consumption	<1W (Night)		
Running Temperature	-25~65°C, >45°C derating		
Ingress Protection	IP65		
Noise Emission (Typical)	<40 dB		
Cooling Concept	Smart cooling		
Max. Operating Altitude Without Derating	2000m		
Warranty	5 years		
Grid Connection Standard	CEI 0-21, VDE-AR-N 4105, NRS 097, IEC 62116, IEC 61727, G99, G98, VDE 0126-1-1, RD 1699, C10-11		
Operating Surroundings Humidity	0-100%		
Safety EMC / Standard	IEC/EN 61000-6-1/2/3/4, IEC/EN 62109-1, IEC/EN 62109-2		
Features			
DC Connection	MC-4 mateable		
AC Connection	IP65 rated plug		
Display	LCD1602		
Interface	RS485/RS232/Wifi/LAN		

Three Phase String Inverter(LV)

SUN- 20 / 25 / 30 K-G02-LV





- 127/220Vac and 60Hz, Three phase system
- Max. 4 MPP trackers, Max. efficiency up to 98.7%
- Zero export application, VSG application
- String intelligent monitoring (optional)
- Wide output voltage range
- Anti-PID function (Optional)

Technical Data

Model	SUN-20K-G02-LV	SUN-25K-G02-LV	SUN-30K-G02-LV
Input Side			
Max. DC Input Power (kW)	26	32.5	39
Max. DC Input Voltage (V)	800		
Start-up DC Input Voltage (V)	250		
MPPT Operating Range (V)	200~700		
Max. DC Input Current (A)	40+40	40+40+40	40+40+40+40
Max. Short Circuit Current (A)	60+60	60+60+60	60+60+60+60
No.of MPP Trackers	2	3	4
No.of Strings per MPP Tracker	3		
Output Side			
Rated Output Power (kW)	20	25	30
Max. Active Power (kW)	22	27.5	33
Nominal Output Voltage / Range (V)	3L/N/PE 127/0.85Un-1.1Un， 220 /0.85Un-1.1Un (this may vary with grid standards)		
Rated Grid Frequency (Hz)	60 / 50 (Optional)		
Operating Phase	Three phase		
Rated AC Grid Output Current (A)	52.5	65.6	78.7
Max. AC Output Current (A)	57.8	72.2	86.6
Output Power Factor	0.8 leading to 0.8 lagging		
Grid Current THD	<3%		
DC Injection Current (mA)	<0.5%		
Grid Frequency Range	57~62		
Efficiency			
Max. Efficiency	98.7%		
Euro Efficiency	98%		
MPPT Efficiency	>99%		
Protection			
DC Reverse-Polarity Protection	Yes		
AC Short Circuit Protection	Yes		
AC Output Overcurrent Protection	Yes		
Output Overvoltage Protection	Yes		
Insulation Resistance Protection	Yes		
Ground Fault Monitoring	Yes		
Anti-islanding Protection	Yes		
Temperature Protection	Yes		
Integrated DC Switch	Yes		
Remote software upload	Yes		
Remote change of operating parameters	Yes		
Surge protection	DC Type II / AC Type II		
General Data			
Size (mm)	362W×577H×215D	647.5W×537H×303.5D	
Weight (kg)	25.5	44.5	
Topology	Transformerless		
Internal Consumption	<1W (Night)		
Running Temperature	-25~65℃, >45℃ derating		
Ingress Protection	IP65		
Noise Emission (Typical)	<50 dB		
Cooling Concept	Smart cooling		
Max. Operating Altitude Without Derating	2000m		
Warranty	5 years		
Grid Connection Standard	CEI 0-21, VDE-AR-N 4105, NRS 097, IEC 62116, IEC 61727, G99, G98, VDE 0126-1-1, RD 1699, C10-11		
Operating Surroundings Humidity	0-100%		
Safety EMC / Standard	IEC/EN 61000-6-1/2/3/4, IEC/EN 62109-1, IEC/EN 62109-2		
Features			
DC Connection	MC-4 mateable		
AC Connection	IP65 rated plug		
Display	LCD1602		
Interface	RS485/RS232/Wifi/LAN		

Three Phase String Inverter(LV)

SUN- 35 / 40 / 45 / 50 K-G-LV





- 127/220Vac and 60Hz, Three phase system
- 4 MPP trackers, Max. efficiency up to 98.7%
- Zero export application, VSG application
- String intelligent monitoring (optional)
- Wide output voltage range
- Anti-PID function (Optional)

Technical Data

Model	SUN-35K-G02-LV	SUN-40K-G-LV	SUN-45K-G-LV	SUN-50K-G-LV
Input Side				
Max. DC Input Power (kW)	45.5	52	58.5	65
Max. DC Input Voltage (V)	800			
Start-up DC Input Voltage (V)	250			
MPPT Operating Range (V)	200~700			
Max. DC Input Current (A)	30+30+30+30	40+40+40+40		
Max. Short Circuit Current (A)	45+45+45+45	60+60+60+60		
No.of MPP Trackers	4			
No.of Strings per MPP Tracker	3	4		
Output Side				
Rated Output Power (kW)	35	40	345	50
Max. Active Power (kW)	38.5	44	49.5	55
Nominal Output Voltage / Range (V)	3L/N/PE 127/0.85Un-1.1Un，220 /0.85Un-1.1Un (this may vary with grid standards)			
Rated Grid Frequency (Hz)	60 / 50 (Optional)			
Operating Phase	Three phase			
Rated AC Grid Output Current (A)	91.9	104.9	118.1	131.2
Max. AC Output Current (A)	101.1	115.5	129.9	144.4
Output Power Factor	0.8 leading to 0.8 lagging			
Grid Current THD	<3%			
DC Injection Current (mA)	<0.5%			
Grid Frequency Range	57~62			
Efficiency				
Max. Efficiency	98.7%			
Euro Efficiency	98.3%			
MPPT Efficiency	>99%			
Protection				
DC Reverse-Polarity Protection	Yes			
AC Short Circuit Protection	Yes			
AC Output Overcurrent Protection	Yes			
Output Overvoltage Protection	Yes			
Insulation Resistance Protection	Yes			
Ground Fault Monitoring	Yes			
Anti-islanding Protection	Yes			
Temperature Protection	Yes			
Integrated DC Switch	Yes			
Remote software upload	Yes			
Remote change of operating parameters	Yes			
Surge protection	DC Type II / AC Type II			
General Data				
Size (mm)	700W×575H×297D			
Weight (kg)	60			
Topology	Transformerless			
Internal Consumption	<1W (Night)			
Running Temperature	-25~65°C, >45°C derating			
Ingress Protection	IP65			
Noise Emission (Typical)	<50 dB	<55 dB		
Cooling Concept	Smart cooling			
Max. Operating Altitude Without Derating	2000m			
Warranty	5 years			
Grid Connection Standard	CEI 0-21, VDE-AR-N 4105, NRS 097, IEC 62116, IEC 61727, G99, G98, VDE 0126-1-1, RD 1699, C10-11			
Operating Surroundings Humidity	0-100%			
Safety EMC / Standard	IEC/EN 61000-6-1/2/3/4, IEC/EN 62109-1, IEC/EN 62109-2			
Features				
DC Connection	MC-4 mateable			
AC Connection	IP65 rated plug			
Display	LCD 240 × 160			
Interface	RS485/RS232/Wifi/LAN			

Hybrid Inverter

SUN- 3 / 3.6 / 5 / 6 K-SG04LP1-EU





- Colorful touch LCD, IP65 protection degree
- DC couple and AC couple to retrofit existing solar system
- Max. 16 pcs parallel for on-grid and off-grid operation; Support multiple batteries parallel
- Max. charging/discharging current of 140A
- 6 time periods for battery charging/discharging
- Support storing energy from diesel generator

Technical Data

Model	SUN-3K -SG04LP1-24-EU	SUN-3K -SG04LP1-EU	SUN-3.6K -SG04LP1-EU	SUN-5K -SG04LP1-EU	SUN-6K -SG04LP1-EU
Battery Input Data					
Battery Type	Lead-acid or Li-Ion				
Battery Voltage Range (V)	20~30	40~60	40~60	40~60	40~60
Max. Charging Current (A)	140	70	90	120	135
Max. Discharging Current (A)	140	70	90	120	135
Number of battery input	Yes				
Charging Curve	3 Stages / Equalization				
Charging Strategy for Li-Ion Battery	Self-adaption to BMS				
PV String Input Data					
Max. DC Input Power (W)	3900	3900	4680	6500	7800
Rated PV Input Voltage (V)	370 (125~500)				
Start-up Voltage (V)	125				
MPPT Voltage Range (V)	150-425				
Full Load DC Voltage Range (V)	300-425				
PV Input Current (A)	13		13+13		
Max. PV I_{SC} (A)	17		17+17		
No.of MPP Trackers	1		2		
No.of Strings per MPP Tracker	1				
AC Output Data					
Rated AC Output and UPS Power (W)	3000		3600	5000	6000
Max. AC Output Power (W)	3300		3690	5500	6600
AC Output Rated Current (A)	13.6/13		16.4/15.7	22.7/21.7	27.3/26.1
Max. AC Current (A)	15/14.3		18/17.2	25/23.9	30/28.7
Max. Continuous AC Passthrough (A)	35				40
Peak Power (off grid)	2 time of rated power, 10 S				
Power Factor	0.8 leading to 0.8 lagging				
Output Frequency and Voltage	50/60Hz; L/N/PE 220/230Vac (single phase)				
Grid Type	Single Phase				
DC injection current (mA)	THD<3% (Linear load<1.5%)				
Efficiency					
Max. Efficiency	97.60%				
Euro Efficiency	96.50%				
MPPT Efficiency	99.90%				
Protection					
Integrated	PV Input Lightning Protection, Anti-islanding Protection, PV String Input Reverse Polarity Protection, Insulation Resistor Detection, Residual Current Monitoring Unit, Output Over Current Protection, Output Shorted Protection, Surge protection				
Output Over Voltage Protection	DC Type II/AC Type III				
Certifications and Standards					
Grid Regulation	CEI 0-21, VDE-AR-N 4105, NRS 097, IEC 62116, IEC 61727, G99, G98, VDE 0126-1-1, RD 1699, C10-11				
Safety EMC / Standard	IEC/EN 61000-6-1/2/3/4, IEC/EN 62109-1, IEC/EN 62109-2				
General Data					
Operating Temperature Range (℃)	-40~60℃, >45℃ derating				
Cooling	Natural cooling				
Noise (dB)	<30 dB				
Communication with BMS	RS485; CAN				
Weight (kg)	14			15.1	
Size (mm)	330W x 433H x238D				
Protection Degree	IP65				
Installation Style	Wall-mounted				
Warranty	5 years				

Hybrid Inverter

SUN- 3.6 / 5 / 6 K-SG03LP1-EU





- Colorful touch LCD, IP65 protection degree
- DC couple and AC couple to retrofit existing solar system
- Max. 16 pcs parallel for on-grid and off-grid operation; Support multiple batteries parallel
- Max. charging/discharging current of 135A
- 6 time periods for battery charging/discharging
- Support storing energy from diesel generator

Technical Data

Model	SUN-3.6K-SG03LP1-EU	SUN-5K-SG03LP1-EU	SUN-6K-SG03LP1-EU
Battery Input Data			
Battery Type	Lead-acid or Li-Ion		
Battery Voltage Range (V)	40~60		
Max. Charging Current (A)	90	120	135
Max. Discharging Current (A)	90	120	135
External Temperature Sensor	Yes		
Charging Curve	3 Stages / Equalization		
Charging Strategy for Li-Ion Battery	Self-adaption to BMS		
PV String Input Data			
Max. DC Input Power (W)	4680	6500	7800
Rated PV Input Voltage (V)	370 (125~500)		
Start-up Voltage (V)	125		
MPPT Voltage Range (V)	150-425		
Full Load DC Voltage Range (V)	300-425		
PV Input Current (A)	13+13		
Max. PV I_{SC} (A)	17+17		
No.of MPP Trackers	2		
No.of Strings per MPP Tracker	1		
AC Output Data			
Rated AC Output and UPS Power (W)	3600	5000	6000
Max. AC Output Power (W)	3690	5500	6600
AC Output Rated Current (A)	16.4/15.7	22.7/21.7	27.3/26.1
Max. AC Current (A)	18/17.2	25/23.9	30/28.7
Max. Continuous AC Passthrough (A)	35		40
Peak Power (off grid)	2 time of rated power, 10 S		
Power Factor	0.8 leading to 0.8 lagging		
Output Frequency and Voltage	50/60Hz; L/N/PE 220/230Vac (single phase)		
Grid Type	Single Phase		
DC injection current (mA)	THD<3% (Linear load<1.5%)		
Efficiency			
Max. Efficiency	97.60%		
Euro Efficiency	96.50%		
MPPT Efficiency	99.90%		
Protection			
Integrated	PV Input Lightning Protection, Anti-islanding Protection, PV String Input Reverse Polarity Protection, Insulation Resistor Detection, Residual Current Monitoring Unit, Output Over Current Protection, Output Shorted Protection, Surge protection		
Output Over Voltage Protection	DC Type II/AC Type III		
Certifications and Standards			
Grid Regulation	CEI 0-21, VDE-AR-N 4105, NRS 097, IEC 62116, IEC 61727, G99, G98, VDE 0126-1-1, RD 1699, C10-11		
Safety EMC / Standard	IEC/EN 61000-6-1/2/3/4, IEC/EN 62109-1, IEC/EN 62109-2		
General Data			
Operating Temperature Range (℃)	-40~60℃, >45℃ derating		
Cooling	Natural cooling		
Noise (dB)	<30 dB		
Communication with BMS	RS485; CAN		
Weight (kg)	20.5		
Size (mm)	330W x 580H x232D		
Protection Degree	IP65		
Installation Style	Wall-mounted		
Warranty	5 years		

Hybrid Inverter

SUN- 3.6 / 5 / 6 / 7.6 / 8 K-SG05LP1-EU





- Colorful touch LCD, IP65 protection degree
- DC couple and AC couple to retrofit existing solar system
- 16 — Max. 16 pcs parallel for on-grid and off-grid operation; Support multiple batteries parallel
- 190 — Max. charging/discharging current of 190A
- 6 — 6 time periods for battery charging/discharging
- Support storing energy from diesel generator

Technical Data

Model	SUN-3.6K -SG05LP1-EU	SUN-5K -SG05LP1-EU	SUN-6K -SG05LP1-EU	SUN-7.6K -SG05LP1-EU	SUN-8K -SG05LP1-EU
Battery Input Data					
Battery Type	Lead-acid or Li-Ion				
Battery Voltage Range (V)	40~60				
Max. Charging Current (A)	90	120	135	190	190
Max. Discharging Current (A)	90	120	135	190	190
External Temperature Sensor	Yes				
Charging Curve	3 Stages / Equalization				
Charging Strategy for Li-Ion Battery	Self-adaption to BMS				
PV String Input Data					
Max. DC Input Power (W)	4680	6500	7800	9880	10400
Rated PV Input Voltage (V)	370 (125~500)				
Start-up Voltage (V)	125				
MPPT Voltage Range (V)	150-425				
Full Load DC Voltage Range (V)	300-425			200-425	
PV Input Current (A)	13+13			26+26	
Max. PV I_{SC} (A)	17+17			34+34	
No.of MPP Trackers	2				
No.of Strings per MPP Tracker	1			2	
AC Output Data					
Rated AC Output and UPS Power (W)	3600	5000	6000	7600	8000
Max. AC Output Power (W)	3690	5500	6600	8360	8800
AC Output Rated Current (A)	16.4/15.7	22.7/21.7	27.3/26.1	34.5/33	36.4/34.8
Max. AC Current (A)	18/17.2	25/23.9	30/28.7	38/36.3	40/38.3
Max. Continuous AC Passthrough (A)	35		40	50	
Peak Power (off grid)	2 time of rated power, 10 S				
Power Factor	0.8 leading to 0.8 lagging				
Output Frequency and Voltage	50/60Hz; L/N/PE 220/230Vac (single phase)				
Grid Type	Single Phase				
DC injection current (mA)	THD<3% (Linear load<1.5%)				
Efficiency					
Max. Efficiency	97.60%				
Euro Efficiency	96.50%				
MPPT Efficiency	99.90%				
Protection					
Integrated	PV Input Lightning Protection, Anti-islanding Protection, PV String Input Reverse Polarity Protection, Insulation Resistor Detection, Residual Current Monitoring Unit, Output Over Current Protection, Output Shorted Protection, Surge protection				
Output Over Voltage Protection	DC Type II/AC Type III				
Certifications and Standards					
Grid Regulation	CEI 0-21, VDE-AR-N 4105, NRS 097, IEC 62116, IEC 61727, G99, G98, VDE 0126-1-1, RD 1699, C10-11				
Safety EMC / Standard	IEC/EN 61000-6-1/2/3/4, IEC/EN 62109-1, IEC/EN 62109-2				
General Data					
Operating Temperature Range (℃)	-40~60°C, >45°C derating				
Cooling	Natural cooling				
Noise (dB)	<30 dB				
Communication with BMS	RS485; CAN				
Weight (kg)	24				
Size (mm)	330W x 580H x232D				
Protection Degree	IP65				
Installation Style	Wall-mounted				
Warranty	5 years				

Hybrid Inverter

SUN- 5 / 6 K-SG01LP1-US SUN- 7.6 / 8 K-SG01LP1-US/EU





- Colorful touch LCD, IP65 protection degree
- DC couple and AC couple to retrofit existing solar system
- Max. 16 pcs parallel for on-grid and off-grid operation; Support multiple batteries parallel
- Max. charging/discharging current of 190A
- 6 time periods for battery charging/discharging
- Support storing energy from diesel generator

Technical Data

Model	SUN-5K -SG01LP1-US	SUN-6K -SG01LP1-US	SUN-7.6K -SG01LP1-US/EU		SUN-8K -SG01LP1-US/EU	
Battery Input Data						
Battery Type	Lead-acid or Li-Ion					
Battery Voltage Range (V)	40~60					
Max. Charging Current (A)	120	135	190		190	
Max. Discharging Current (A)	120	135	190		190	
External Temperature Sensor	Yes					
Charging Curve	3 Stages / Equalization					
Charging Strategy for Li-Ion Battery	Self-adaption to BMS					
PV String Input Data						
Max. DC Input Power (W)	6500	7800	9880		10400	
Rated PV Input Voltage (V)	370 (125~500)					
Start-up Voltage (V)	125					
MPPT Voltage Range (V)	150-425					
Full Load DC Voltage Range (V)	300-425	200-425				
PV Input Current (A)	13+13	26+13	26+26			
Max. PV I_{SC} (A)	22+22	44+22	44+44			
No.of MPP Trackers	2					
No.of Strings per MPP Tracker	1	2+1	2			
AC Output Data						
Rated AC Output and UPS Power (W)	5000	6000	7600		8000	
Max. AC Output Power (W)	5500	6600	8360		8800	
AC Output Rated Current (A)	20.8/24	25/28.8	31.7/36.5	34.5/33	33.3/38.5	36.4/34.8
Max. AC Current (A)	22.9/26.4	27.5/31.7	34.8/40.2	38/36.3	36.7/42.3	40/38.3
Max. Continuous AC Passthrough (A)	50					
Peak Power (off grid)	2 time of rated power, 10 S					
Power Factor	0.8 leading to 0.8 lagging					
Output Frequency and Voltage	50 / 60Hz; L1/L2/N(PE) 120/240Vac (split phase), 208Vac (2/3 phase), L/N/PE 220/230Vac (single phase)					
Grid Type	Split phase; 2/3 phase; Single Phase					
DC injection current (mA)	THD<3% (Linear load<1.5%)					
Efficiency						
Max. Efficiency	97.60%					
Euro Efficiency	97.00%					
MPPT Efficiency	99.90%					
Protection						
Integrated	PV Input Lightning Protection, Anti-islanding Protection, PV String Input Reverse Polarity Protection, Insulation Resistor Detection, Residual Current Monitoring Unit, Output Over Current Protection, Output Shorted Protection, Surge protection					
Output Over Voltage Protection	DC Type II/AC Type III					
Certifications and Standards						
Grid Regulation	CEI 0-21, VDE-AR-N 4105, NRS 097, IEC 62116, IEC 61727, G99, G98, VDE 0126-1-1, RD 1699, C10-11					
Safety EMC / Standard	IEC/EN 61000-6-1/2/3/4, IEC/EN 62109-1, IEC/EN 62109-2					
General Data						
Operating Temperature Range (℃)	-40~60℃, >45℃ derating					
Cooling	Smart cooling					
Noise (dB)	<30 dB					
Communication with BMS	RS485; CAN					
Weight (kg)	32					
Size (mm)	420W×670H×233D					
Protection Degree	IP65					
Installation Style	Wall-mounted					
Warranty	5 years					

Three Phase Hybrid Inverter

SUN- 5 / 6 / 8 / 10 / 12 K-SG04LP3-EU





- 100% unbalanced output, each phase; Max. output up to **50%** rated power
- DC couple and AC couple to retrofit existing solar system
- Max. 10 pcs parallel for on-grid and off-grid operation; Support multiple batteries parallel
- Max. charging/discharging current of 240A
- 48V low voltage battery, transformer isolation design
- 6 time periods for battery charging/discharging
- Support storing energy from diesel generator

Technical Data

Model	SUN-5K -SG04LP3-EU	SUN-6K -SG04LP3-EU	SUN-8K -SG04LP3-EU	SUN-10K -SG04LP3-EU	SUN-12K -SG04LP3-EU
Battery Input Data					
Battery Type	Lead-acid or Li-Ion				
Battery Voltage Range (V)			40~60		
Max. Charging Current (A)	120	150	190	210	240
Max. Discharging Current (A)	120	150	190	210	240
External Temperature Sensor	Yes				
Charging Curve	3 Stages / Equalization				
Charging Strategy for Li-Ion Battery	Self-adaption to BMS				
PV String Input Data					
Max. DC Input Power (W)	6500	7800	10400	13000	15600
Rated PV Input Voltage (V)	550 (160~800)				
Start-up Voltage (V)	160				
MPPT Voltage Range (V)	200-650				
Full Load DC Voltage Range (V)	350-650				
PV Input Current (A)	13+13			26+13	
Max. PV I_{SC} (A)	17+17			34+17	
No.of MPP Trackers	2				
No.of Strings per MPP Tracker	1			2	
AC Output Data					
Rated AC Output and UPS Power (W)	5000	6000	8000	10000	12000
Max. AC Output Power (W)	5500	6600	8800	11000	13200
AC Output Rated Current (A)	7.6/7.2	9.1/8.7	12.1/11.6	15.2/14.5	18.2/17.4
Max. AC Current (A)	11.4/10.9	13.6/13	18.2/17.4	22.7/21.7	27.3/26.1
Max. Continuous AC Passthrough (A)	45				
Peak Power (off grid)	2 time of rated power, 10 S				
Power Factor	0.8 leading to 0.8 lagging				
Output Frequency and Voltage	50/60Hz; 3L/N/PE 220/380, 230/400Vac				
Grid Type	Three Phase				
DC injection current (mA)	THD<3% (Linear load<1.5%)				
Efficiency					
Max. Efficiency	97.60%				
Euro Efficiency	97.00%				
MPPT Efficiency	99.90%				
Protection					
Integrated	PV Input Lightning Protection, Anti-islanding Protection, PV String Input Reverse Polarity Protection, Insulation Resistor Detection, Residual Current Monitoring Unit, Output Over Current Protection, Output Shorted Protection, Surge protection				
Output Over Voltage Protection	DC Type II/AC Type III				
Certifications and Standards					
Grid Regulation	CEI 0-21, VDE-AR-N 4105, NRS 097, IEC 62116, IEC 61727, G99, G98, VDE 0126-1-1, RD 1699, C10-11				
Safety EMC / Standard	IEC/EN 61000-6-1/2/3/4, IEC/EN 62109-1, IEC/EN 62109-2				
General Data					
Operating Temperature Range (℃)	-40~60℃, >45℃ derating				
Cooling	Smart cooling				
Noise (dB)	<45 dB				
Communication with BMS	RS485; CAN				
Weight (kg)	33.6				
Size (mm)	422W x 699.3H x279D				
Protection Degree	IP65				
Installation Style	Wall-mounted				
Warranty	5 years				

Hybrid Inverter

SUN- 12 / 14 / 16 K-SG01LP1-EU





- Colorful touch LCD, IP65 protection degree
- DC couple and AC couple to retrofit existing solar system
- Max. 16 pcs parallel for on-grid and off-grid operation; Support multiple batteries parallel
- Max. charging/discharging current of 290A
- 6 time periods for battery charging/discharging
- Support storing energy from diesel generator

Technical Data

Model	SUN-12K-SG01LP1-EU	SUN-14K-SG01LP1-EU	SUN-16K-SG01LP1-EU
Battery Data			
Battery Type	Lead-acid or Li-Ion		
Battery Voltage Range (V)	40~60		
Max. Charging Current (A)	220	250	290
Max. Discharging Current (A)	220	250	290
External Temperature Sensor	Yes		
Charging Curve	3 Stages / Equalization		
Charging Strategy for Li-Ion Battery	Self-adaption to BMS		
PV String Input Data			
Max. DC Input Power (W)	15600	18200	20800
Max. DC Input Voltage (V)	500		
Start-up Voltage (V)	125		
MPPT Range (V)	150-425		
Rated DC Input Voltage (V)	370		
PV Input Current (A)	26+26+26		
Max. PV I_{SC} (A)	44+44+44		
No.of MPP Trackers	3		
No.of Strings per MPP Tracker	2		
AC Output Data			
Rated AC Output Power (W)	12000	14000	16000
AC Output Rated Current (A)	54.5/52.2	63.6/60.9	72.7/69.6
Max. Continuous AC Passthrough (A)	100		
Peak Power (off grid)	2 time of rated power, 5 S		
Power Factor	0.8 leading to 0.8 lagging		
Output Frequency and Voltage	50/60Hz; L/N/PE 220/230Vac (single phase)		
Grid Type	Single Phase		
DC injection current (mA)	<0.5%1n		
Backup Data			
Backup Power (W)	10000	12000	14000
Backup Rated Current (A)	45.5/43.5	54.5/52.2	63.6/60.9
Backup UPS	6ms Automatic switchover time		
Efficiency			
Max. Efficiency	97.60%		
Euro Efficiency	96.50%		
MPPT Efficiency	99.90%		
Integrated	PV Input Lightning Protection, Anti-islanding Protection, PV String Input Reverse Polarity Protection, Insulation Resistor Detection, Residual Current Monitoring Unit, Output Over Current Protection, Output Shorted Protection, Surge protection		
Output Over Voltage Protection	DC Type II/AC Type III		
Certifications and Standards			
Grid Regulation	CEI 0-21, VDE-AR-N 4105, NRS 097, IEC 62116, IEC 61727, G99, G98, VDE 0126-1-1, RD 1699, C10-11		
Safety EMC / Standard	IEC/EN 61000-6-1/2/3/4, IEC/EN 62109-1, IEC/EN 62109-2		
General Data			
Operating Temperature Range (℃)	-40~60℃, >45℃ derating		
Cooling	Smart cooling		
Noise (dB)	<30 dB		
Communication with BMS	RS485; CAN		
Weight (kg)	48.5		
Size (mm)	464W×798.4H×300D		
Protection Degree	IP65		
Installation Style	Wall-mounted		
Warranty	5 years		
Features			
Max. Number of Parallel (PCS)	16		

Three Phase Hybrid Inverter

SUN- 6 / 8 / 10 / 12 / 15 / 20 K-SG01HP3-EU-AM2





- 100% unbalanced output, each phase; Max. output up to **50%** rated power
- DC couple and AC couple to retrofit existing solar system
- Max. 10 pcs parallel for on-grid and off-grid operation; Support multiple batteries parallel
- Max. charging/discharging current of 37A
- High voltage battery, higher efficiency
- 6 time periods for battery charging/discharging
- Support storing energy from diesel generator

Technical Data

Model	SUN-6K-SG01HP3-EU-AM2	SUN-8K-SG01HP3-EU-AM2	SUN-10K-SG01HP3-EU-AM2	SUN-12K-SG01HP3-EU-AM2	SUN-15K-SG01HP3-EU-AM2	SUN-20K-SG01HP3-EU-AM2
Battery Input Data						
Battery Type	Li-Ion					
Battery Voltage Range (V)	150~700					
Max. Charging Current (A)	37					
Max. Discharging Current (A)	37					
Number of battery input	1					
Charging Strategy for Li-Ion Battery	Self-adaption to BMS					
PV String Input Data						
Max. DC Input Power (W)	7800	10400	13000	15600	19500	26000
Max. DC Input Voltage (V)	1000					
Start-up Voltage (V)	150					
MPPT Range (V)	150-850					
Full Load DC Voltage Range (V)	195-850	260-850	325-850	340-850	423-850	500-850
Rated DC Input Voltage (V)	600					
PV Input Current (A)	20+20			26+20		26+26
Max. PV I_{SC} (A)	23+23			32+23		32+32
No.of MPP Trackers	2					
No.of Strings per MPP Tracker	1			2+1		2
AC Output Data						
Rated AC Output and UPS Power (W)	6000	8000	10000	12000	15000	20000
Max. AC Output Power (W)	6600	8800	11000	13200	16500	22000
AC Output Rated Current (A)	9.1	12.2	15.2	18.2	22.8	30.3
Max. AC Current (A)	13	18	22	25	30	35
Max. Continuous AC Passthrough (A)	80					
Peak Power (off grid)	1.5 time of rated power, 10 S					
Generator input/Smart load /AC couple current (A)	9.1 / 80 / 9.1	12.2 / 80 / 12.2	15.2 / 80 / 15.2	18.2 / 80 / 18.2	22.8 / 80 / 22.8	30.3 / 80 / 30.3
Power Factor	0.8 leading to 0.8 lagging					
Output Frequency and Voltage	50/60Hz; 3L/N/PE 220/380, 230/400Vac					
Grid Type	Three Phase					
DC injection current (mA)	<0.5%1n					
Efficiency						
Max. Efficiency	97.60%					
Euro Efficiency	97.00%					
MPPT Efficiency	99.90%					
Protection						
Integrated	PV Input Lightning Protection, Anti-islanding Protection, PV String Input Reverse Polarity Protection, Insulation Resistor Detection, Residual Current Monitoring Unit, Output Over Current Protection, Output Shorted Protection, Surge protection					
Output Over Voltage Protection	DC Type II/AC Type III					
Certifications and Standards						
Grid Regulation	CEI 0-21, VDE-AR-N 4105, NRS 097, IEC 62116, IEC 61727, G99, G98, VDE 0126-1-1, RD 1699, C10-11					
Safety EMC / Standard	IEC/EN 61000-6-1/2/3/4, IEC/EN 62109-1, IEC/EN 62109-2					
General Data						
Operating Temperature Range (°C)	-40~60°C, >45°C derating					
Cooling	Smart cooling					
Noise (dB)	<45 dB					
Communication with BMS	RS485; CAN					
Weight (kg)	26					
Size (mm)	434W×645H×245D					
Protection Degree	IP65					
Installation Style	Wall-mounted					
Warranty	5 years					

Three Phase Hybrid Inverter

SUN- 5 / 8 / 10 / 15 K-SG01HP3-US-AM2





- 100% unbalanced output, each phase; Max. output up to **50%** rated power
- DC couple and AC couple to retrofit existing solar system
- Max. 10pcs parallel for on-grid and off-grid operation; Support multiple batteries parallel
- Max. charging/discharging current of 50A
- High voltage battery, higher efficiency
- 6 time periods for battery charging/discharging
- Support storing energy from diesel generator

Technical Data

Model	SUN-5K-SG01HP3 -US-AM2	SUN-8K-SG01HP3 -US-AM2	SUN-10K-SG01HP3 -US-AM2	SUN-15K-SG01HP3 -US-AM2
Battery Input Data				
Battery Type	Li-Ion			
Battery Voltage Range (V)	160~500			
Max. Charging Current (A)	50			
Max. Discharging Current (A)	50			
Number of battery input	1			
Charging Strategy for Li-Ion Battery	Self-adaption to BMS			
PV String Input Data				
Max. DC Input Power (W)	6500	10400	13000	19500
Max. DC Input Voltage (V)	550			
Start-up Voltage (V)	180			
MPPT Range (V)	150-500			
Full Load DC Voltage Range (V)	163-500	227-500	250-500	317-500
Rated DC Input Voltage (V)	380			
PV Input Current (A)	20+20	26+20	26+26	
Max. PV I_{SC} (A)	23+23	32+23	32+32	
Number of MPPT / Strings per MPPT	2/1+1	2/2+1	2/2+2	
AC Output Data				
Rated AC Output and UPS Power (W)	5000	8000	10000	15000
Max. AC Output Power (W)	5500	8800	11000	16500
AC Output Rated Current (A)	13.9	22.2	27.8	41.6
Max. AC Current (A)	20	33	37	45
Max. Continuous AC Passthrough (A)	80			
Peak Power (off grid)	1.5 time of rated power, 10 S			
Generator input/Smart load /AC couple current (A)	13.9 / 80 / 13.9	22.2 / 80 / 22.2	27.8 / 80 / 27.8	41.6 / 80 / 41.6
Power Factor	0.8 leading to 0.8 lagging			
Output Frequency and Voltage	50/60Hz; L1/L2/L3/N(PE) 120/208Vac			
Grid Type	Three Phase			
DC injection current (mA)	<0.5%1n			
Efficiency				
Max. Efficiency	97.60%			
Euro Efficiency	97.00%			
MPPT Efficiency	99.90%			
Protection				
Integrated	PV Input Lightning Protection, Anti-islanding Protection, PV String Input Reverse Polarity Protection, Insulation Resistor Detection, Residual Current Monitoring Unit, Output Over Current Protection, Output Shorted Protection, Surge protection			
Output Over Voltage Protection	DC Type II/AC Type III			
Certifications and Standards				
Grid Regulation	UL 1547-2018, UL 1547-2020, UL 1998, UL 1699B, CEC, PCS			
Safety EMC / Standard	UL 1741-2021, FCC			
General Data				
Operating Temperature Range (**℃**)	-40~60℃, >45℃ derating			
Cooling	Smart cooling			
Noise (dB)	<45 dB			
Communication with BMS	RS485; CAN			
Weight (kg)	26			
Size (mm)	434W×600H×245D			
Protection Degree	TYPE 3R			
Installation Style	Wall-mounted			
Warranty	5 years			

Three Phase Hybrid Inverter

SUN- 25 / 30 / 40 / 50 K-SG01HP3-EU-BM2/3/4





- 100% unbalanced output, each phase; Max. output up to **50%** rated power
- DC couple and AC couple to retrofit existing solar system
- Max. 10 pcs parallel for on-grid and off-grid operation; Support multiple batteries parallel
- Max. charging/discharging current of 100A
- High voltage battery, higher efficiency
- 6 time periods for battery charging/discharging
- Support storing energy from diesel generator

Technical Data

Model	SUN-25K-SG01HP3 -EU-BM2	SUN-30K-SG01HP3 -EU-BM3	SUN-40K-SG01HP3 -EU-BM4	SUN-50K-SG01HP3 -EU-BM4
Battery Input Data				
Battery Type	Li-Ion			
Battery Voltage Range (V)	160~800			
Max. Charging Current (A)	50+50			
Max. Discharging Current (A)	50+50			
Number of battery input	2			
Charging Strategy for Li-Ion Battery	Self-adaption to BMS			
PV String Input Data				
Max. DC Input Power (W)	32500	39000	52000	65000
Max. DC Input Voltage (V)	1000			
Start-up Voltage (V)	250			
MPPT Range (V)	150-850			
Min. DC Input Voltage (V)	150			
Full Load DC Voltage Range (V)	450-850	360-850	360-850	450-850
Rated DC Input Voltage (V)	600			
PV Input Current (A)	36+36	36+36+36	36+36+36+36	
Max. PV I_{SC} (A)	55+55	55+55+55	55+55+55+55	
No.of MPP Trackers	2	3	4	
No.of Strings per MPP Tracker	2			
AC Output Data				
Rated AC Output and UPS Power (W)	25000	30000	40000	50000
Max. AC Output Power (W)	27500	33000	44000	55000
AC Output Rated Current (A)	38	45.6	60.8	75.8
Max. AC Current (A)	50	60	70	83.3
Max. Continuous AC Passthrough (A)	150			
Peak Power (off grid)	1.5 time of rated power, 10 S			
Generator input/Smart load /AC couple current (A)	38 / 150 / 38	45.6 / 150 / 45.6	60.8 / 150 / 60.8	75.8 / 150 / 75.8
Power Factor	0.8 leading to 0.8 lagging			
Output Frequency and Voltage	50/60Hz; 3L/N/PE 220/380, 230/400Vac			
Grid Type	Three Phase			
DC injection current (mA)	<0.5%1n			
Efficiency				
Max. Efficiency	97.60%			
Euro Efficiency	97.00%			
MPPT Efficiency	99.90%			
Protection				
Integrated	PV Input Lightning Protection, Anti-islanding Protection, PV String Input Reverse Polarity Protection, Insulation Resistor Detection, Residual Current Monitoring Unit, Output Over Current Protection, Output Shorted Protection, Surge protection			
Output Over Voltage Protection	DC Type II/AC Type III			
Certifications and Standards				
Grid Regulation	CEI 0-21, VDE-AR-N 4105, NRS 097, IEC 62116, IEC 61727, G99, G98, VDE 0126-1-1, RD 1699, C10-11			
Safety EMC / Standard	IEC/EN 61000-6-1/2/3/4, IEC/EN 62109-1, IEC/EN 62109-2			
General Data				
Operating Temperature Range (℃)	-40~60℃, >45℃ derating			
Cooling	Smart cooling			
Noise (dB)	<45 dB			
Communication with BMS	RS485; CAN			
Weight (kg)	60			
Size (mm)	560.5W×837H×319D			
Protection Degree	IP65			
Installation Style	Wall-mounted			
Warranty	5 years			

Three Phase Hybrid Inverter

SUN- 20 / 25 / 30 K-SG01HP3-US-BM3/4





- 100% unbalanced output, each phase; Max. output up to **50%** rated power
- DC couple and AC couple to retrofit existing solar system
- Max. 10 pcs parallel for on-grid and off-grid operation; Support multiple batteries parallel
- Max. charging/discharging current of 100A
- High voltage battery, higher efficiency
- 6 time periods for battery charging/discharging
- Support storing energy from diesel generator

Technical Data

Model	SUN-20K-SG01HP3 -US-BM3	SUN-25K-SG01HP3 -US-BM3	SUN-30K-SG01HP3 -US-BM4
Battery Input Data			
Battery Type	Li-Ion		
Battery Voltage Range (V)	160~500		
Max. Charging Current (A)	50+50		
Max. Discharging Current (A)	50+50		
Number of battery input	2		
Charging Strategy for Li-Ion Battery	Self-adaption to BMS		
PV String Input Data			
Max. DC Input Power (W)	26000	32500	39000
Max. DC Input Voltage (V)	550		
Start-up Voltage (V)	180		
MPPT Range (V)	150-500		
Min. DC Input Voltage (V)	150		
Full Load DC Voltage Range (V)	240-500	300-500	270-500
Rated DC Input Voltage (V)	380		
PV Input Current (A)	36+36+36		36+36+36+36
Max. PV I_{SC} (A)	55+55+55		55+55+55+55
Number of MPPT / Strings per MPPT	3/2+2+2		4/2+2+2+2
AC Output Data			
Rated AC Output and UPS Power (W)	20000	25000	30000
Max. AC Output Power (W)	22000	27500	33000
AC Output Rated Current (A)	55.6	69.4	83.3
Max. AC Current (A)	80	85	90
Max. Continuous AC Passthrough (A)	150		
Peak Power (off grid)	1.5 time of rated power, 10 S		
Generator input/Smart load /AC couple current (A)	55.6 / 150 / 55.6	69.4 / 150 / 69.4	83.3 / 150 / 83.3
Power Factor	0.8 leading to 0.8 lagging		
Output Frequency and Voltage	50/60Hz; L1/L2/L3/N(PE) 120/208Vac		
Grid Type	Three Phase		
DC injection current (mA)	<0.5%1n		
Efficiency			
Max. Efficiency	97.60%		
Euro Efficiency	97.00%		
MPPT Efficiency	99.90%		
Protection			
Integrated	PV Input Lightning Protection, Anti-islanding Protection, PV String Input Reverse Polarity Protection, Insulation Resistor Detection, Residual Current Monitoring Unit, Output Over Current Protection, Output Shorted Protection, Surge protection		
Output Over Voltage Protection	DC Type II/AC Type III		
Certifications and Standards			
Grid Regulation	UL 1547-2018, UL 1547-2020, UL 1998, UL 1699B, CEC, PCS		
Safety EMC / Standard	UL 1741-2021, FCC		
General Data			
Operating Temperature Range (**℃**)	-40~60℃, >45℃ derating		
Cooling	Smart cooling		
Noise (dB)	<45 dB		
Communication with BMS	RS485; CAN		
Weight (kg)	60		
Size (mm)	560.5W×837H×319D		
Protection Degree	TYPE 3R		
Installation Style	Wall-mounted		
Warranty	5 years		

Microinverter

SUN300G3-US-220/EU-230
SUN500G3-US-220/EU-230



- Support reactive power compensation
- IP67 protection degree, 10 years warranty
- 1 MPP tracker, module level monitoring
- PLC, Zigbee or WIFI communication
- Rapid shutdown function

Technical Data

Model	SUN300G3-US-220	SUN300G3-EU-230	SUN500G3-US-220	SUN500G3-EU-230
Input Data (DC)				
Recommended input Power (STC)	210~400W (1 Piece)		210~600W (1 Piece)	
Maximum input DC Voltage	60V			
MPPT Voltage Range	25~55V			
Full Load DC Voltage Range (V)	24.5~55V		40~55V	
Max. DC Short Circuit Current	19.5A			
Max. input Current	13A			
No.of MPP Trackers	1			
No.of Strings per MPP Tracker	1			
Output Data (AC)				
Rated output Power	300W		500W	
Rated output Current	1.4A	1.3A	2.3A	2.2A
Nominal Voltage / Range (this may vary with grid standards)	220V/0.85Un-1.1Un	230V/0.85Un-1.1Un	220V/0.85Un-1.1Un	230V/0.85Un-1.1Un
Nominal Frequency / Range	50 / 60Hz			
Extended Frequency / Range	45~55Hz / 55~65Hz			
Power Factor	>0.99			
Maximum units per branch	17		10	
Efficiency				
CEC Weighted Efficiency	95%			
Peak Inverter Efficiency	96.5%			
Static MPPT Efficiency	99%			
Night Time Power Consumption	50mW			
Mechanical Data				
Ambient Temperature Range	-40~65°C			
Size (mm)	189W×184H×31.5D (Without mounting bracket and cable)			
Weight (kg)	2.15			
Cooling	Natural cooling			
Enclosure Environmental Rating	IP67			
Features				
Compatibility	Compatible with 60~72 cell PV modules			
Communication	Power line / WIFI / Zigbee			
Grid Connection Standard	EN50549-1, VDE0126-1-1, VDE 4105, ABNT NBR 16149, ABNT NBR 16150, ABNT NBR 62116, RD1699, UNE 206006 IN, UNE 206007-1 IN, IEEE1547			
Safety EMC / Standard	UL 1741, IEC62109-1/-2, IEC61000-6-1, IEC61000-6-3, IEC61000-3-2, IEC61000-3-3			
Warranty	10 years			

Microinverter

SUN600G3-US-220/EU-230
SUN800G3-US-220/EU-230 SUN1000G3-US-220/EU-230



- Support reactive power compensation
- 2 MPP trackers, module level monitoring
- Rapid shutdown function
- IP67 protection degree, 10 years warranty
- PLC, Zigbee or WIFI communication

Technical Data

Model	SUN600G3-US-220	SUN600G3-EU-230	SUN800G3-US-220	SUN800G3-EU-230	SUN1000G3-US-220	SUN1000G3-EU-230
Input Data (DC)						
Recommended input Power (STC)	210~400W (2 Pieces)		210~500W (2 Pieces)		210~600W (2 Pieces)	
Maximum input DC Voltage	60V					
MPPT Voltage Range	25~55V					
Full Load DC Voltage Range (V)	24.5~55V		33~55V		40~55V	
Max. DC Short Circuit Current	2×19.5A					
Max. input Current	2×13A					
No.of MPP Trackers	2					
No.of Strings per MPP Tracker	1					
Output Data (AC)						
Rated output Power	600W		800W		1000W	
Rated output Current	2.7A	2.6A	3.6A	3.5A	4.5A	4.4A
Nominal Voltage / Range (this may vary with grid standards)	220V/ 0.85Un-1.1Un	230V/ 0.85Un-1.1Un	220V/ 0.85Un-1.1Un	230V/ 0.85Un-1.1Un	220V/ 0.85Un-1.1Un	230V/ 0.85Un-1.1Un
Nominal Frequency / Range	50 / 60Hz					
Extended Frequency / Range	45~55Hz / 55~65Hz					
Power Factor	>0.99					
Maximum units per branch	8		6		5	
Efficiency						
CEC Weighted Efficiency	95%					
Peak Inverter Efficiency	96.5%					
Static MPPT Efficiency	99%					
Night Time Power Consumption	50mW					
Mechanical Data						
Ambient Temperature Range	-40~65°C					
Size (mm)	212W×230H×40D (Without mounting bracket and cable)					
Weight (kg)	3.15					
Cooling	Natural cooling					
Enclosure Environmental Rating	IP67					
Features						
Compatibility	Compatible with 60~72 cell PV modules					
Communication	Power line / WIFI / Zigbee					
Grid Connection Standard	EN50549-1, VDE0126-1-1, VDE 4105, ABNT NBR 16149, ABNT NBR 16150, ABNT NBR 62116, RD1699, UNE 206006 IN, UNE 206007-1 IN, IEEE1547					
Safety EMC / Standard	UL 1741, IEC62109-1/-2, IEC61000-6-1, IEC61000-6-3, IEC61000-3-2, IEC61000-3-3					
Warranty	10 years					

Microinverter

SUN1300G3-US-220/EU-230 SUN1600G3-US-220/EU-230 SUN2000G3-US-220/EU-230



- Support reactive power compensation
- IP67 protection degree, 10 years warranty
- 4 MPP trackers, module level monitoring
- PLC, Zigbee or WIFI communication
- Rapid shutdown function
- Max. DC input current of 13A, adapt to 600W PV module

Technical Data

Model	SUN1300G3 -US-220	SUN1300G3 -EU-230	SUN1600G3 -US-220	SUN1600G3 -EU-230	SUN2000G3 -US-220	SUN2000G3 -EU-230
Input Data (DC)						
Recommended input Power (STC)	210~400W (4 Pieces)		210~500W (4 Pieces)		210~600W (4 Pieces)	
Maximum input DC Voltage	60V					
MPPT Voltage Range	25~55V					
Full Load DC Voltage Range (V)	26.5~55V		33~55V		40~55V	
Max. DC Short Circuit Current	4×19.5A					
Max. input Current	4×13A					
No.of MPP Trackers	4					
No.of Strings per MPP Tracker	1					
Output Data (AC)						
Rated output Power	1300W		1600W		2000W	
Rated output Current	5.9A	5.7A	7.3A	7A	9.1A	8.7A
Nominal Voltage / Range (this may vary with grid standards)	220V/ 0.85Un-1.1Un	230V/ 0.85Un-1.1Un	220V/ 0.85Un-1.1Un	230V/ 0.85Un-1.1Un	220V/ 0.85Un-1.1Un	230V/ 0.85Un-1.1Un
Nominal Frequency / Range	50 / 60Hz					
Extended Frequency / Range	45~55Hz / 55~65Hz					
Power Factor	>0.99					
Maximum units per branch	4		4		3	
Efficiency						
CEC Weighted Efficiency	95%					
Peak Inverter Efficiency	96.5%					
Static MPPT Efficiency	99%					
Night Time Power Consumption	50mW					
Mechanical Data						
Ambient Temperature Range	-40~65˚C					
Size (mm)	267W×300H×42D (Without mounting bracket and cable)					
Weight (kg)	5.2					
Cooling	Natural cooling					
Enclosure Environmental Rating	IP67					
Features						
Compatibility	Compatible with 60~72 cell PV modules					
Communication	Power line / WIFI / Zigbee					
Grid Connection Standard	EN50549-1, VDE0126-1-1, VDE 4105, ABNT NBR 16149, ABNT NBR 16150, ABNT NBR 62116, RD1699, UNE 206006 IN, UNE 206007-1 IN, IEEE1547					
Safety EMC / Standard	UL 1741, IEC62109-1/-2, IEC61000-6-1, IEC61000-6-3, IEC61000-3-2, IEC61000-3-3					
Warranty	10 years					

Energy Meter



Typical Application Diagram

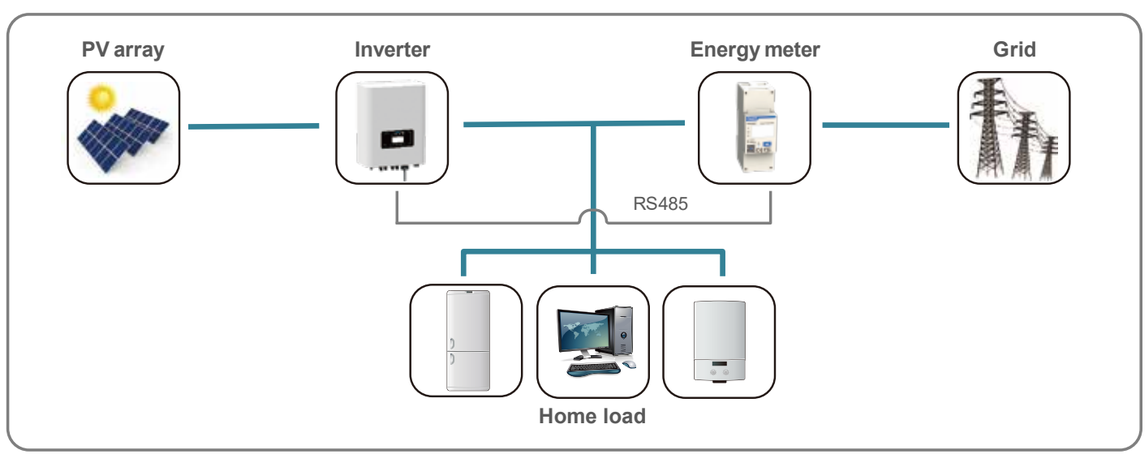

Technical Data

Model	CHNT DDSU666	CHNT DTSU666	EASTRON SDM 230 Modbus	EASTRON SDM 630-Modbus V2	EASTRON SDM 630 MCT
Battery Data					
Max. direct current measurement (A)	60	80	100	100	1-9999A (with CT)
Direct Voltage measurement between phases	/	176-458V	/	147-480V	50-950V
					50-550V
Direct measurement between phase and neutral	176~264V	100-265V	176~276V	85~480V	20-550V
Accuracy Class					
Active power	Class1				
Reactive power	Class2				
Power Supply					
Power consumption	≤1W / 8VA	≤1.5W / 6VA	≤2W / 10VA	≤2W / 10VA	≤2W / 10VA
AC power supply input voltage	176-264V	100-265V	176-276V	85-480V	85-275V / 120-380V
AC power supply input frequency	50/60Hz		50Hz	50/60Hz ±2%	50/60Hz ±2%
Generation Specifications					
Dimenstions (L/H/W) in mm	36×85×66	100×72×66	36×99×63	72×100×66	72×94.5×65
Weight (kg)	0.21	0.44	0.21	0.42	0.29
Mounting options	DIN Rail				
Degree of protection	IP51				
Display	LCD				
Communication interface	RS485				
Max. number of devices to connect	32				
Regulated working temperature range	-25℃~+55℃	-10℃~+45℃	-25℃~+55℃		
Limited working temperature range	-40℃~+70℃	25℃~+75℃	/		
Humidity	≤75%		0~95%, non-Condensing		
Warranty	1.5 years				

MECD



- Built-in Zigbee, PLC and WIFI modular.
- Suitable for single-phase and three-phase applications.
- Enables remotely monitoring and management.

- OLED display and buttons, easy operation.
- Compact design and light in weight.

- Support quick shutdown remotely.
- Robust design, 3 years warranty.

The MECD communications gateway collects and delivers modular performance data in real time, for comprehensive monitor and manage of your solar system, optimizing the performance of your solar system.
With built-in quick shutdown application, the MECD is able to control the microinverter connected shutdown immediately when the dry contact is activated.

Technical Data

Model	MECD
Communication interface	
Communication method	Zigbee, PLC
Max. number of inverters connected	5、10、20、32 (Max.)
Communication to router	WIFI
WIFI wireless security	WEP, WPA2-PSK
RS485	Reserved
Max. distance (free space)	PLC 300m; Zigbee 100m (Max. straight-line distance)
Power Supply	
AC power supply	100 to 240V AC, 50/60Hz
Power consumption	5W typical, 10W Maxinum
Mechanical Data	
Dimenstions (L/H/W) in mm	133.6×132×35.5 mm
Weight (kg)	0.3
Operation temperature range	-20~+50°C
Mounting method	Wall-mounted
Display	OLED and LED indicators
Features	
Grid type	Single phase / three phase
Digital Input	Control device connection
Other	
Compliance	IEC60950, IEC61000-6-2, FCC Part15 Class B / Class C
Warranty	3 years

Typical Application

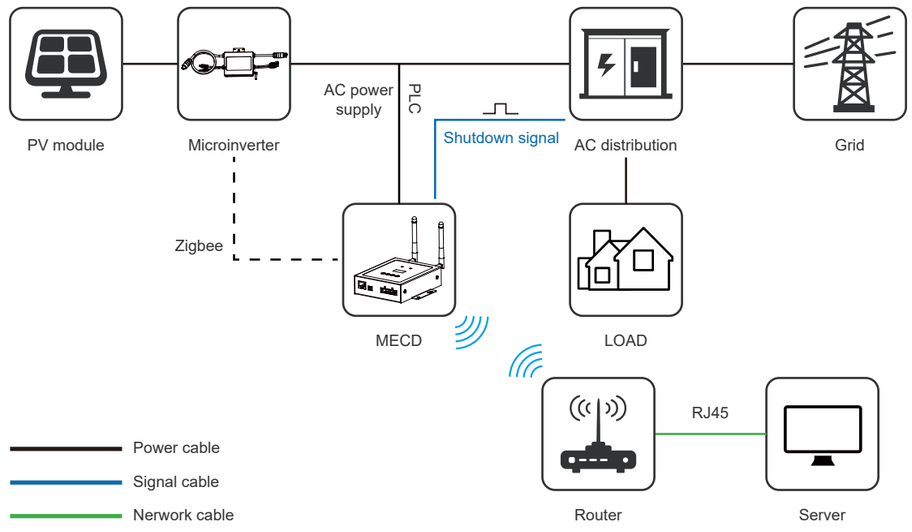

Stick Logger

GPRS / WIFI / 4G / Ethernet

Monitor your system anywhere in the world.





- External light indicator, logging status at a glance;
- Plug & play, pick power within inverter, no external power needed, easy to install;
- Independent from inverter to protect parts inside inverter, eliminate potential problems;
- IP65 water-proof design, resistant to bad weather, enhance stability;
- External design, easier to replace faulty equipment;
- End-user can monitor yields at any time with SOLARMAN APP.

Technical Data

Product Model	LSG-3	LSG-4	LSW-3	LS4G-3	LSE-3
Remote Communication Interface	GPRS	GPRS	WiFi	4G	LAN
Working Frequency	GSM850 / EGSM900 / DCS1800 / PCS 1900MHz	GSM850 / EGSM900 / DCS1800 / PCS 1900MHz	2.142GHz~ 2.484GHz	704MHZ-960MHZ 1710MHZ-2690MHZ	Adaptive Network; 10M / 100M
Satellite Positioning	/	GPS / Beidou ＜15m	/	/	/
Antenna	External GPRS Stick Antenna	External GPRS Stick Antenna	External WiFi Stick Antenna	External 4G Stick Antenna	/
Data Interface	RS485 / RS232 / TTL				
Working Voltage	DC4.7V~DC15V				
Working Power	3W	3W	1.5W	5W	1W
SIM Card	Chip Card / MicroSIM	Chip Card / MicroSIM	/	MicroSIM	/
Memory	2M Flash (2M-16M Optional)				
Working Temperature	-40℃~+85℃				
Working Humidity	＜90% (No Condensing)				
No.of Connections	One				
Serial Communication Rate	bps (1200-115200bps Configurable)				
Data Acquisition Interval	Default 5min (1-15min Configurable)				
User Configuration	AT+InstructionSet				
	Remote Server				
	Bluetooth		APP / Web	Local Serial Port	Web
Firmware Upgrade	Remote Upgrade				
Others	Real-time Control, Data resuming				

Stick logger supports GPRS, WIFI, 4G, Ethernet and other communication modes. Its bluetooth function enables local debugging configuration to collect operation and power generation data from inverters.

It pairs with solarman professional platform to enable remote PV system monitoring and to realize distributed power station management with lower cost and higher efficiency.

Smart PV Management Platform



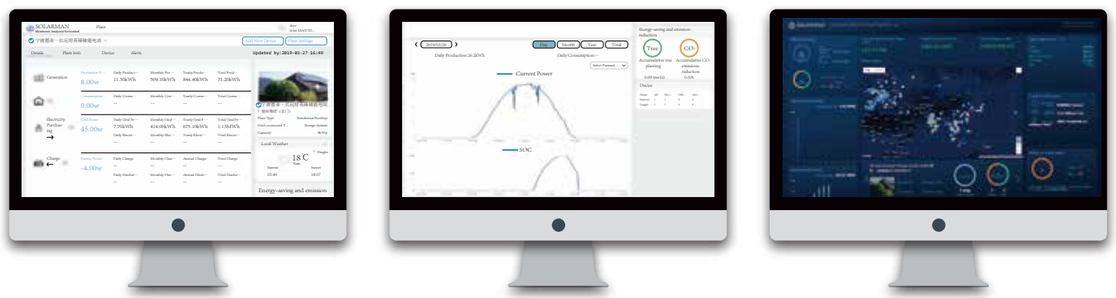

for distributor account

for end user account

Efficiency

·Open station supports one-click installation and registration;
·Problem support one-click dispatch and navigation.

Safe

·Safe operation, traceable logs, etc;
·Support full lifecycle data storage to ensure data security and reliability.

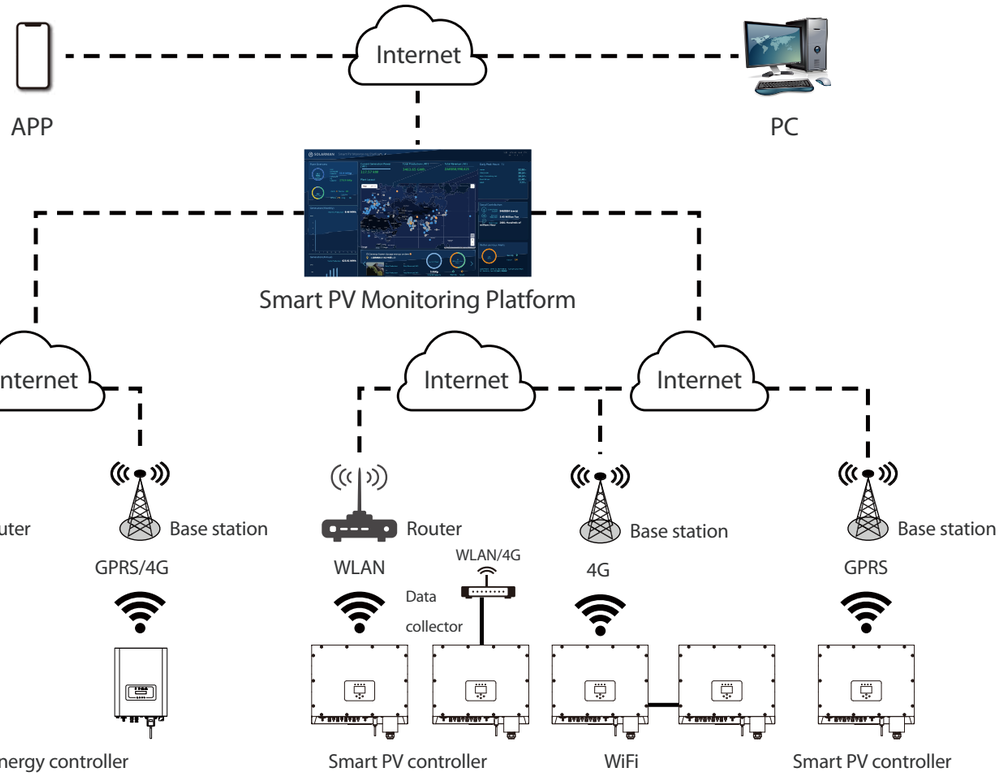

Deye residential monitoring solution takes great care to ensure that your PV system is in excellent operation throughout its entire life-cycle. This monitoring solution offer you details information of your power generating plant including Today energy, Monthly energy, yearly energy, total energy etc, through wireless communication with your router to the internet by a smart wifi plug. User can easily access to the monitoring page via PC web or phone APP.

Maximum your energy output while minimizing your costs. Scan the QR code to build your power station !

Project cases



- 5KW
- Brazil
- SUN-5K-G



- 20KW
- Brazil
- SUN-10K-G



- 50KW
- Brazil
- SUN-25K-G



- 200KW
- Brazil
- SUN-50K-G



- 200KW
- Vietnam
- SUN-50K-G

Project cases



- 320KW
- Brazil
- SUN-80K-G



- 16KW
- South Africa
- SUN-8K-SG



- 32KW
- South Africa
- SUN-8K-SG



- 25KW
- Brazil
- SUN-5K-SG



- 91KW
- USA
- SUN 1300G2

Project cases



- 48KW
- Lebanon
- SUN-12K-SG



- 72KW
- Lebanon
- SUN-12K-SG



- 24KW
- Philippines
- SUN-8K-SG



- 48KW
- Lebanon
- SUN-12K-SG